



SPPC

SINGLE POLE POWER CONNECTORS

- SPPC-PWL-2.0:** Power connectors, 500A
- SPPC-PWL:** Power connectors, 400A / 750A
- SPPC-HK:** Compact power connectors, 250A / 400A
- SPPC-LJP:** Lug Joint Protector



About Us



Radiall

Since 1952, Radiall Sa have been enabling the future through collaboration with our customers. The results are a range of innovative and award-winning products that customers trust for unrivaled repeatability and performance.

Radiall Sa are a global company with facilities around the world that specializes in manufacturing the highest quality interconnect components to support the most demanding applications.

At Radiall, you can rely on us to be the industry's global market leader.



VanSystem is a company founded in Lombardy - Italy, which has been operating since 1985 in the industrial market. Since 2015 VanSystem is a Radiall company.

Besides connectors with screw or bayonet coupling complying with the Mil-DTL-5015 standard, VanSystem designs and manufactures non-standard products for special applications. One of VanSystem's strong points is an agile and dynamic organizational structure which enables direct and constant interaction with customers in order to meet all their requirements and build solid, long-term partnerships. The VanSystem team's professionalism, skill and commitment are at your service to help you achieve the solution you are looking for.

VanSystem's Quality System is qualified according to ISO 9001:2015 and ISO/TS 22163:2017 IRIS Certification™ rules:2017 (International Railway Industry Standard).



SPPC Connectors - Introduction



Page 6

SPPC-PWL-2.0

Single Pole Power Connectors 500A:

Single-pole power connectors are designed to provide safe, reliable and quick connections for cable-to-cable or cable-to-equipment in electrical power distribution systems.

- 5-key polarization system and color coding prevent connection errors
- Up to 500 A, 1.000 V
- From 35 mm² to 150 mm² wire section
- IP67 when mated (according to EN 60529)
- Finger Protected IP2x: pin and socket contacts
- Multi-louver contact system
- KSPC: keyed single-pole connector, individual keyways to prevent connection errors



Certified (S150 version)



- Certified (S150, T5 and TH5 version)

SPPC-PWL

Single Pole Power Connectors 400A/750A:

Single-pole power connectors are designed to provide safe, reliable and quick connections for cable-to-cable or cable-to-equipment in electrical power distribution systems.

- 5-key polarization system and color coding prevent connection errors
- Up to 750 A, 1.000 V
- From 35 mm² to 300 mm² wire section
- IP67 when mated (according to EN 60529)
- Finger Protected IP2x: pin and socket contacts
- Multi-louver contact system
- KSPC: keyed single-pole connector, individual keyways to prevent connection errors



Certified (750A version)



- Certified (S120 and T4 version)



Page 16



Page 36

SPPC-HK

Compact Single Pole Power Connectors 250A/400A:

Single-pole power connectors up to 400 amps, keyed, fingerproof both sides, innovative locking mechanism.

- 5-key polarization system and color coding prevent connection errors
- Up to 400 A, 1.200 V
- From 16 mm² to 120 mm² wire section
- Multi-louver contact system
- Reduced flange size option
- No special tool is required for assembly or uncoupling
- Spring locking axial action
- IP67 when mated (according to EN 60529)
- IP2x finger-protected contacts
- KSPC: keyed single pole connector, individual keyways to prevent connection errors

SPPC LJP

Lug Joint Protector:

LJP is a safe and reliable temporary connection/extension of single core power cables that are pre-terminated with copper lug terminals.

- Up to 780 A, 1.000 V
- IP67 when mated (according to EN 60529)
- Accepts 120 mm², 185 mm², 240 mm² and 300 mm² lugs with holes size 12 mm
- Different lug sizes can be assembled in the same unit using special accessories



Page 49

SPPC-PWL/ SPPC-PWL-2.0 Connectors - Introduction

Single Pole Power Connector


Single Pole Power Connectors have become widely adopted in a diverse range of applications and industries.

APPLICATIONS:

- Power distribution
- Utilities
- Electric Vehicles
- Railway Equipment
- Military Field Power
- Mobile Generators
- Loadbanks
- Back-up Power Systems

SPPC-PWL-2.0 (LS/LD only)
PPC-PWL (750A version only)

SPPC-PWL (400A only)
SPPC-PWL-2.0



KEY CHARACTERISTICS:

- 500 Mating Cycles minimum
- Intermateable with other versions
- IP2X Finger Protected contacts
- IP67 sealed when mated
- Remote tool required to release the secondary locking of the mated connectors
- For use with Electrical Power Cables
- Heavy Duty Hand Grips
- Clip retained contacts
- Cotter pin required for panel mount connectors
- Cable sizes from 35mm² to 300mm²
- Facilitate cables up to 37mm Ø
- High Impact Insulators
- Harmonised Colour Coding
- CE Compliant
- EN/ESI compliant Creepage and Clearance distances
- Multi-louver contact system
- Mechanically keyed to prevent connection errors
- Permanent Phase Marking
- Set Screw and Crimp contact versions
- UL94 VO Flame Retardant
- Field Assembly & Repair
- Extraction tool required
- Eaisy Chain hook up system

FEATURES AND BENEFITS:

- Connectors coding key to prevent possible wrong connections.
- Mechanical key associated to harmonized colour system i.e. A Phase Line cannot be connected into Earth Line etc. i.e. in Europe Phase 1 is always brown
- secondary locking system



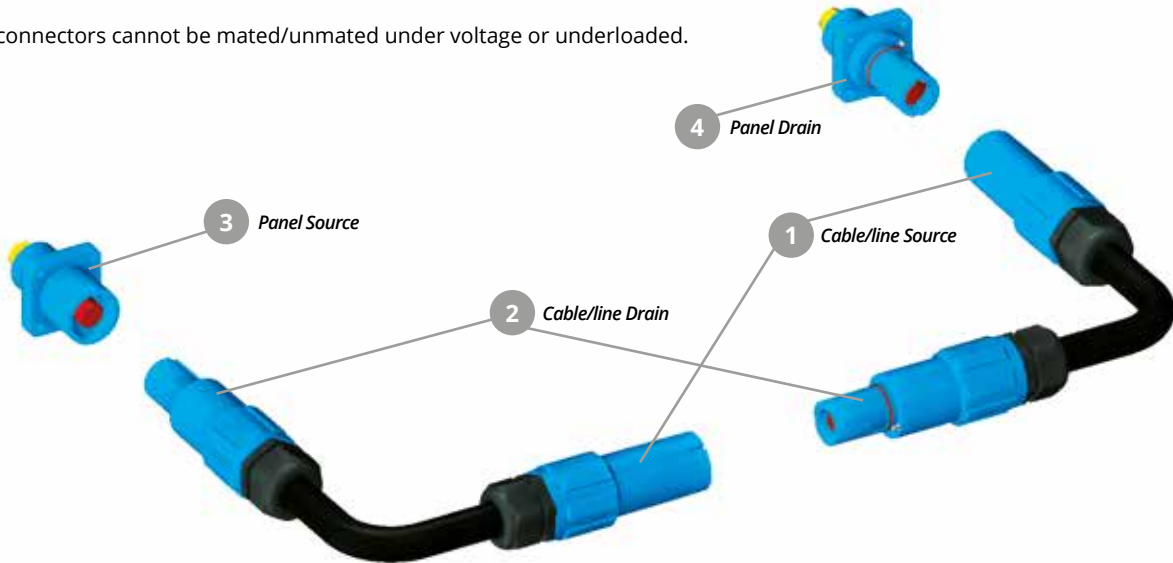
SPPC-PWL/ SPPC-PWL-2.0 Connectors - Introduction

Single Pole Power Connector

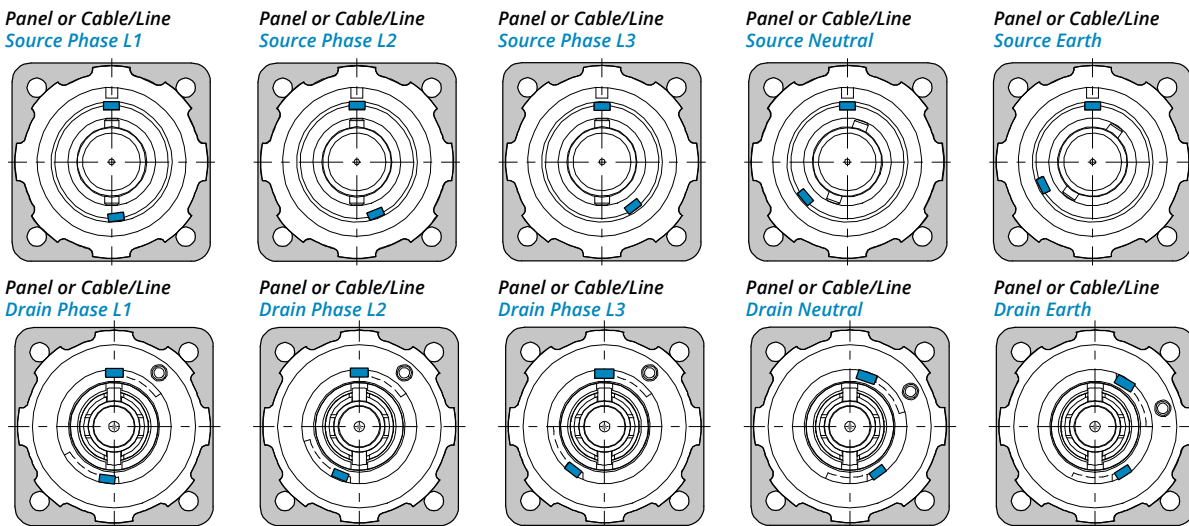
POWER CONNECTORS TYPES:

- **Source: Socket** connector is the source of the power, it receives and holds the Pin connector.
- **Drain: Pin** connectors receives and holds the Socket connector. The Drain connectors have a pin for the secondary locking (locks into the source connectors) The release key is required to unlock the secondary locking pin.
- **Cable/line: source (1) or drain (2)** is a moveable connectors fitted to a cable. The contacts are available in crimp or screw terminal.
- **Panel: source (3) or drain (4)** receptacle connectors to be fixed to a panel.

Power connectors cannot be mated/unmated under voltage or underloaded.



MECHANICALLY KEYED TO PREVENT CONNECTION ERRORS

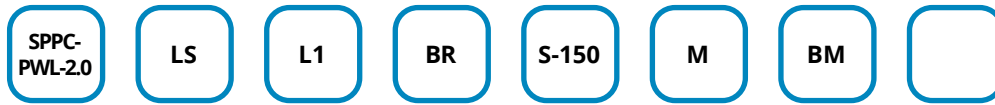


COLOUR CODING






Standard	Phase L1		Phase L2		Phase L3		Neutral		Earth	
Europe	Brown (BR)		Black (BK)		Grey (GY)		Blue (BU)		Green (GN)	
USA (*)	Black (BK)		Red (RD)		Blue (BU)		White (WH)		Green (GN)	
Australia (*)	Red (RD)		White (WH)		Blue (BU)		Black (BK)		Green (GN)	
Direct current DC	-	-	Red (RD)		-	-	Black (BK)		Green (GN)	

* Color set on request

SPPC-PWL-2.0 Connectors - Part number explanation



P/N Sample: SPPC-PWL-2.0-LS-L1-BR-2-150

SPPC-PWL-2.0	Series Code	SPPC-PWL-2.0	Single Pole Power connectors
LS	Connector Type	LS	Cable/Line Source
		LD	Cable/Line Drain
		PS	Panel Source
		PD	Panel Drain
L1	Key Position	E	Earth
		N	Neutral
		L1	Phase 1
		L2	Phase 2
BR	Insulator Color	BR	 Brown
		BK	 Black
		GY	 Grey
		BU	 Blue
		GN	 Green
S-150	Contact Termination	S-150	Screw terminal – 500A up to 150mm ²
		M12-T5	M12 Threaded post – 500A
		TH5	Threaded hole – 500A
M	Cable External diameter	ES	7mm – 15mm
		S	15mm – 23mm
		M	19mm – 28mm
		OS	22mm – 32mm
BM	Contacts Type	-	Standard contacts
		BM	Bimetallic Contacts
 	Customization		

LINE DRAIN WITH INTEGRATED LOCKING RETENTION SYSTEM



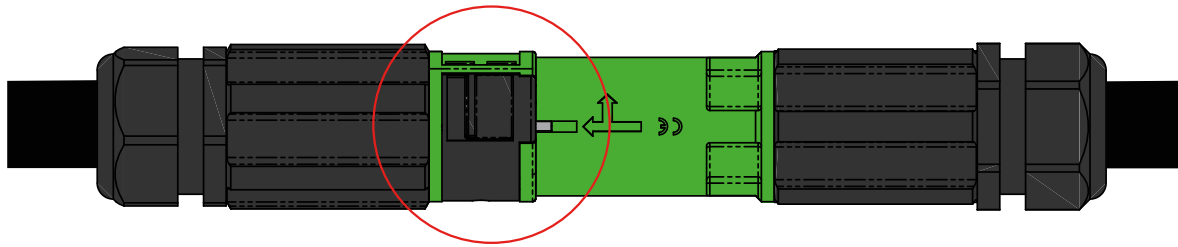
Easy and Fast Disconnection

The Line Drain integrated Locking Retention System has been developed for a quick disconnection without Release Key supplement.

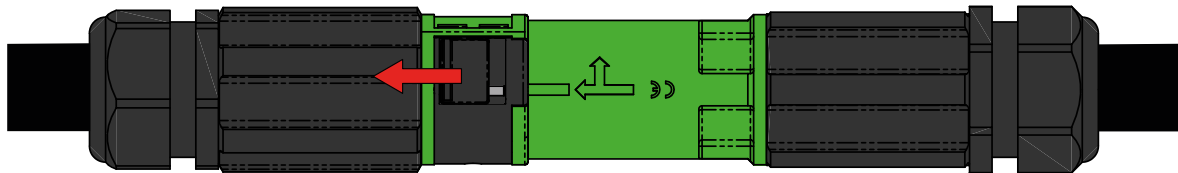
SPPC-PWL-2.0 Connectors - Characteristics

Integrated Locking Retention System

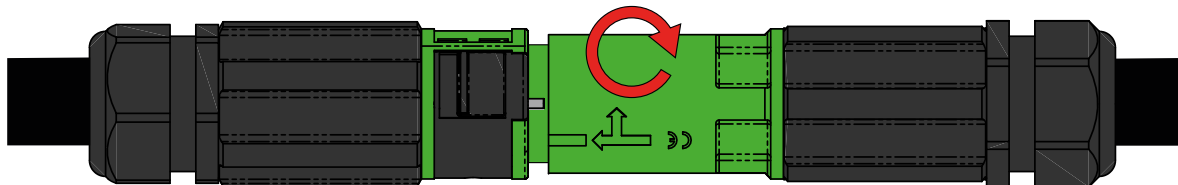
1. Cable connectors mated and held in place via the secondary locking pin.



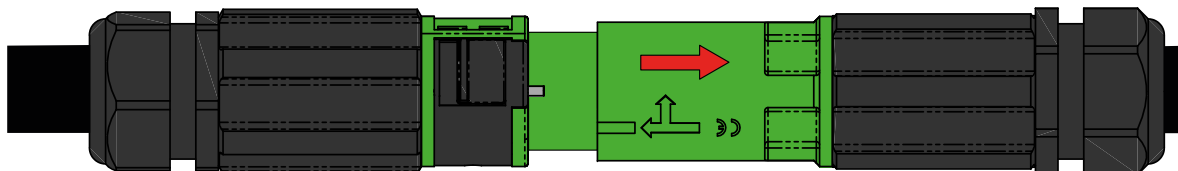
2. Release integrated sliding release key.



3. Twist to disengage key way.

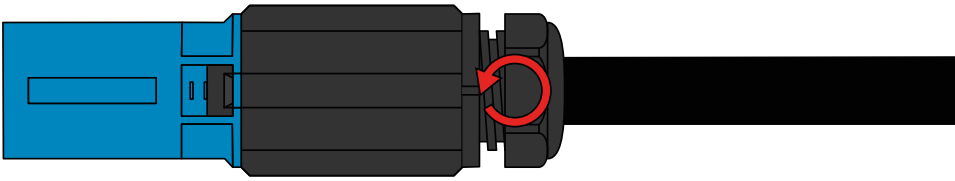


4. Uncouple connectors.
Warning – Do not uncouple under load.

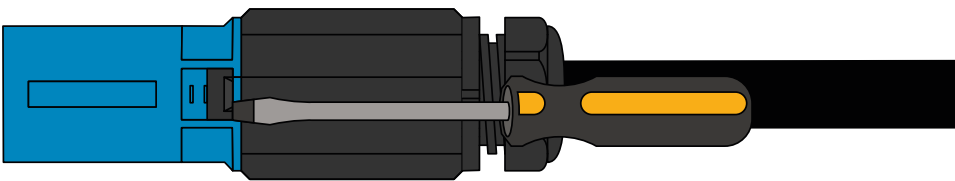


SPPC-PWL-2.0 Connectors - Disassembly Instruction Guide

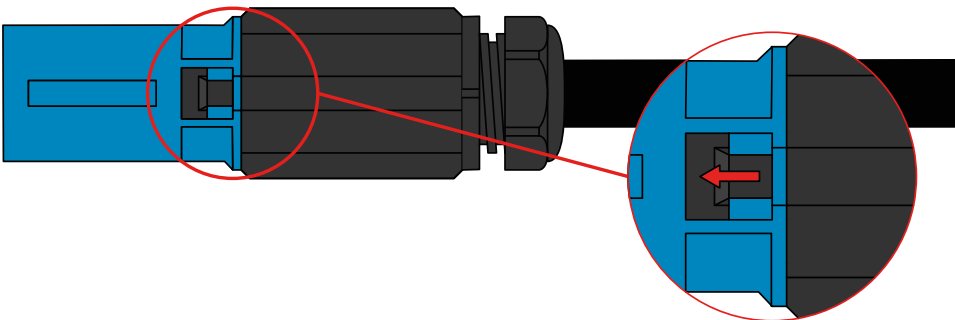
1. Turn gland anti-clockwise to loosen.



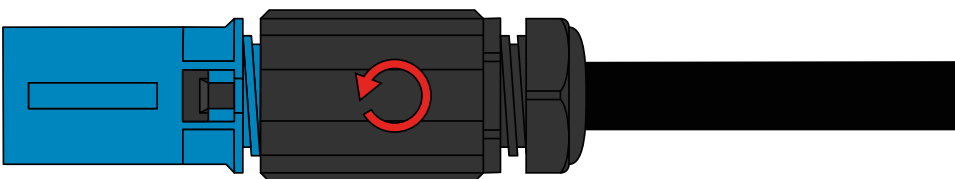
2. Unclip locator pin with small flat screwdriver.



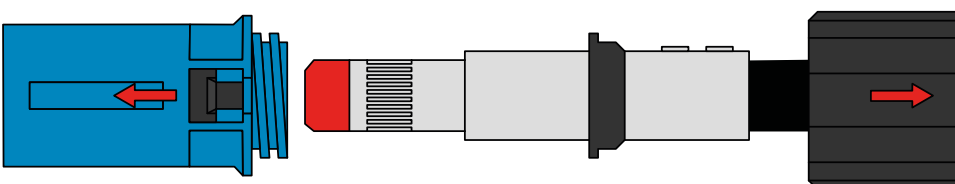
3. Slide locator pin down to unsecure it.



4. Turn backshell anti-clockwise to unscrew from front end.

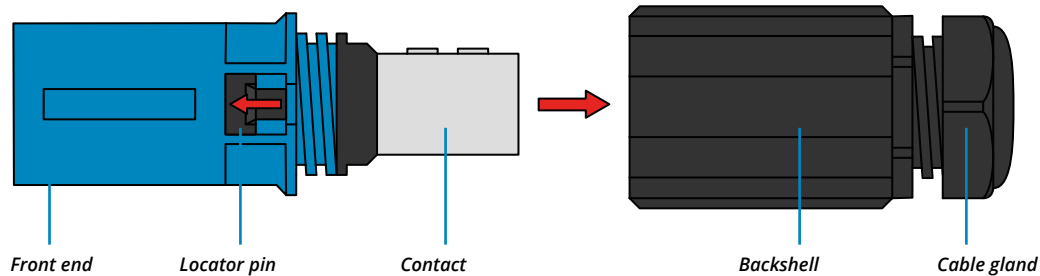


5. Remove front end from contact and slide backshell up the cable.

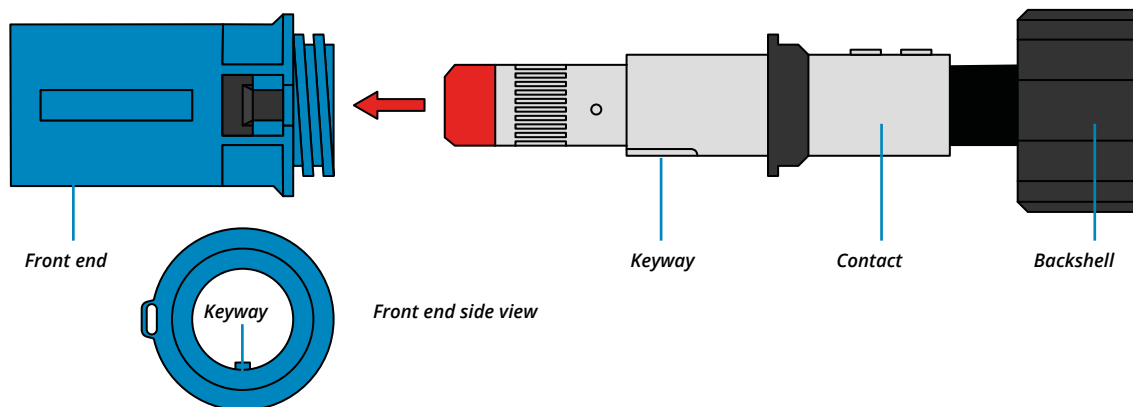


SPPC-PWL-2.0 Connectors - Assembly Instruction Guide

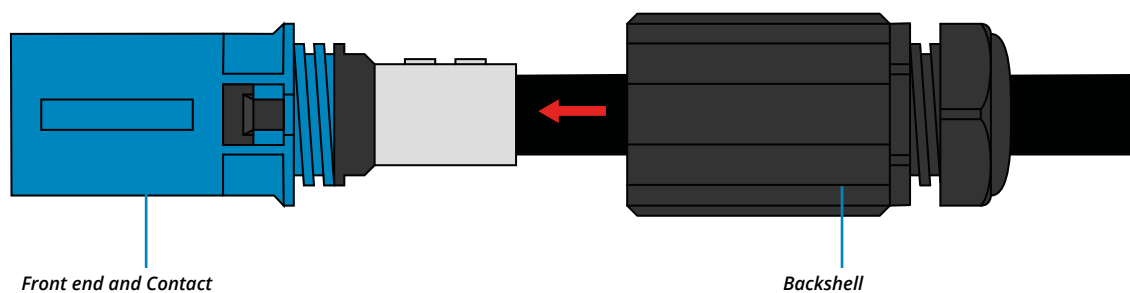
1. Remove packaging and disassemble connector by sliding locator pin up to unsecure, then turn backshell counter clockwise to remove and slide out contact.



2. To reassemble, slide backshell and cable gland down the cable, fully insert terminated contact into the front end. Please note, on pin contact (as shown below) slotted keyway in contact must align with keyway in moulding. Not required on socket line drain.

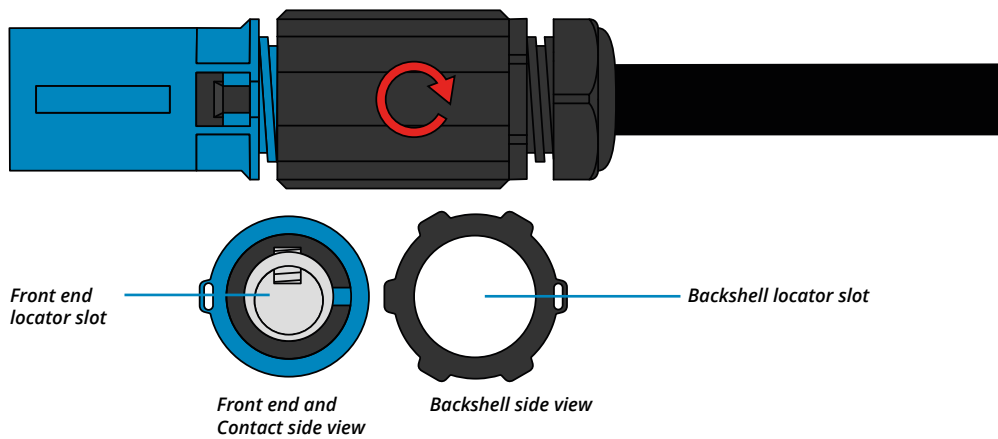


3. Place the backshell over the contact to connect with front end.

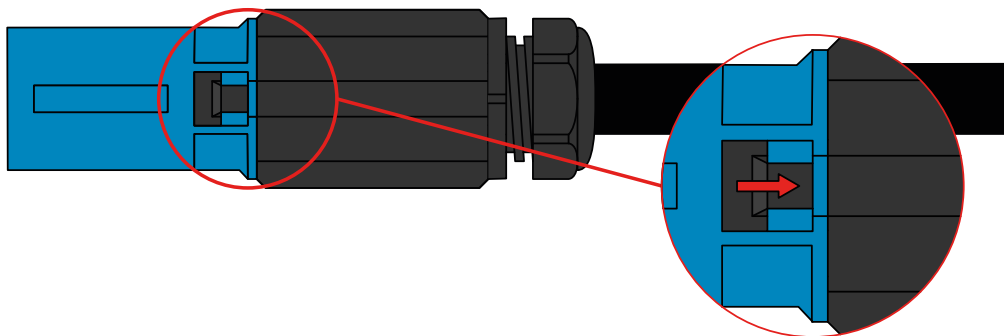


SPPC-PWL-2.0 Connectors - Assembly Instruction Guide

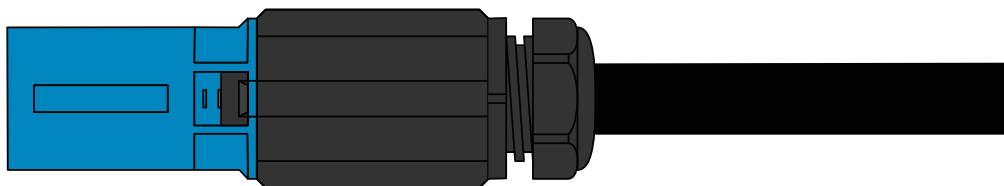
4. Turn backshell clockwise to screw into front end, making sure the hole on backshell is lined up with front end locator pin.



5. Slide locator pin up to make it secure.



6. Completed.


















SPPC-PWL-2.0 Connectors - Cable/Line drain - 1000V



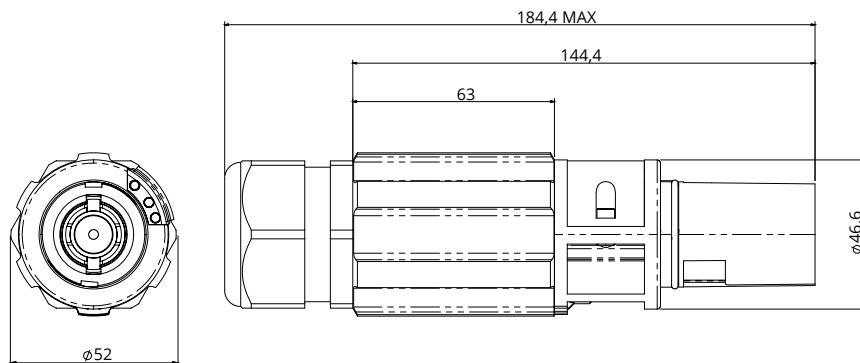
500A

Screws terminal for conductor up to 150mm²**

Color*	Short Description	Part Number			
 Brown - Phase L1	SPPC-PWL-2.0-LD-L1-BR-S-150-M	VS392501			Certified
 Black - Phase L2	SPPC-PWL-2.0-LD-L2-BK-S-150-M	VS392502			Certified
 Grey - Phase L3	SPPC-PWL-2.0-LD-L3-GY-S-150-M	VS392503			Certified
 Blue - Neutral	SPPC-PWL-2.0-LD-N-BU-S-150-M	VS392504			Certified
 Green - Earth	SPPC-PWL-2.0-LD-E-GN-S-150-M	VS392505			Certified

** Sleeves included, for cable conductor size 35 mm² - 50 mm² - 70 mm² - 95 mm² - 120 mm² - 150 mm² (Up to maximum diameter 16.5mm). Insulating strip 33mm.

*European Harmonized Color Set, others colors set on request


















SPPC-PWL-2.0 Connectors - Cable/Line source - 1000V



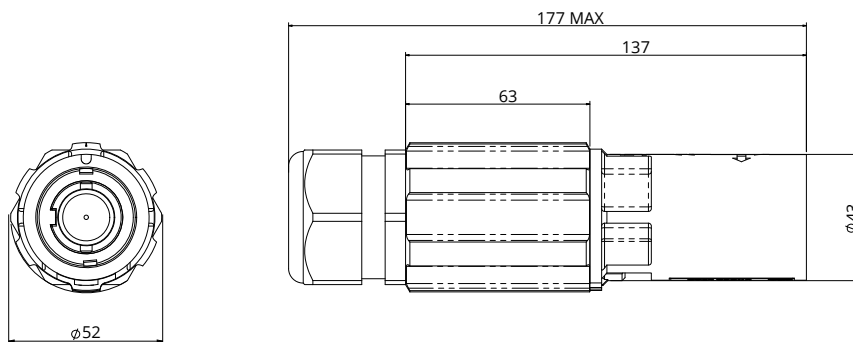
500A

Screws terminal for conductor up to 150mm²**

Color*	Short Description	Part Number			
 Brown - Phase L1	SPPC-PWL-2.0-LS-L1-BR-S-150-M	VS392506			Certified
 Black - Phase L2	SPPC-PWL-2.0-LS-L2-BK-S-150-M	VS392507			Certified
 Grey - Phase L3	SPPC-PWL-2.0-LS-L3-GY-S-150-M	VS392508			Certified
 Blue - Neutral	SPPC-PWL-2.0-LS-N-BU-S-150-M	VS392509			Certified
 Green - Earth	SPPC-PWL-2.0-LS-E-GN-S-150-M	VS392510			Certified

** Sleeves included, for cable conductor size 35 mm² - 50 mm² - 70 mm² - 95 mm² - 120 mm² - 150 mm² (Up to maximum diameter 16.5mm). Insulating strip 33mm.

*European Harmonized Color Set, others colors set on request



SPPC-PWL-2.0 Connectors - Panel drain - 1000V



500A

M12 Threaded post for conductor up to 300mm²

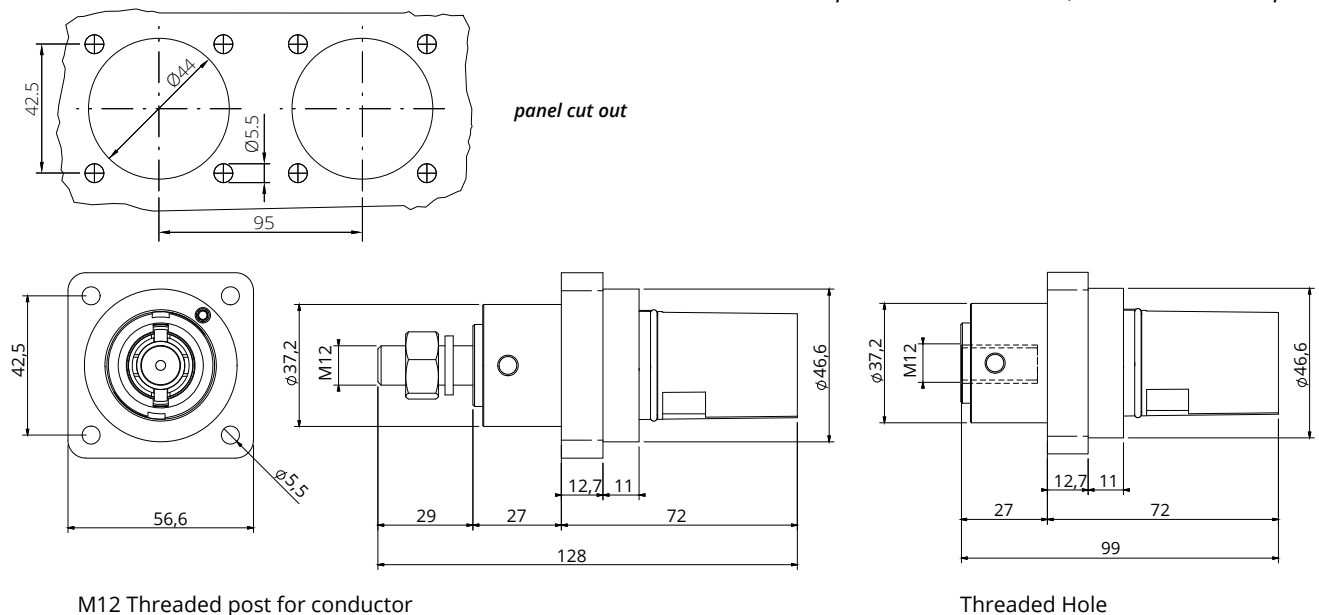
Color*	Short Description	Part Number		Certified
	Brown - Phase L1 SPPC-PWL-2.0-PD-L1-BR-M12-T5	VS392511		Certified
	Black - Phase L2 SPPC-PWL-2.0-PD-L2-BK-M12-T5	VS392512		Certified
	Grey - Phase L3 SPPC-PWL-2.0-PD-L3-GY-M12-T5	VS392513		Certified
	Blue - Neutral SPPC-PWL-2.0-PD-N-BU-M12-T5	VS392514		Certified
	Green - Earth SPPC-PWL-2.0-PD-E-GN-M12-T5	VS392515		Certified

500A

Threaded Hole

Color*	Short Description	Part Number		Certified
	Brown - Phase L1 SPPC-PWL-2.0-PD-L1-BR-TH5	VS392521		Certified
	Black - Phase L2 SPPC-PWL-2.0-PD-L2-BK-TH5	VS392522		Certified
	Grey - Phase L3 SPPC-PWL-2.0-PD-L3-GY-TH5	VS392523		Certified
	Blue - Neutral SPPC-PWL-2.0-PD-N-BU-TH5	VS392524		Certified
	Green - Earth SPPC-PWL-2.0-PD-E-GN-TH5	VS392525		Certified

*European Harmonized Color Set, others colors set on request














SPPC-PWL-2.0 Connectors - Panel source - 1000V














500A

M12 Threaded post for conductor up to 300mm²

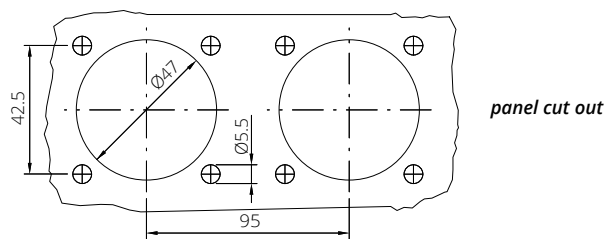
Color*	Short Description	Part Number		Certified
	Brown - Phase L1 SPPC-PWL-2.0-PS-L1-BR-M12-T5	VS392516		Certified
	Black - Phase L2 SPPC-PWL-2.0-PS-L2-BK-M12-T5	VS392517		Certified
	Grey - Phase L3 SPPC-PWL-2.0-PS-L3-GY-M12-T5	VS392518		Certified
	Blue - Neutral SPPC-PWL-2.0-PS-N-BU-M12-T5	VS392519		Certified
	Green - Earth SPPC-PWL-2.0-PS-E-GN-M12-T5	VS392520		Certified

500A

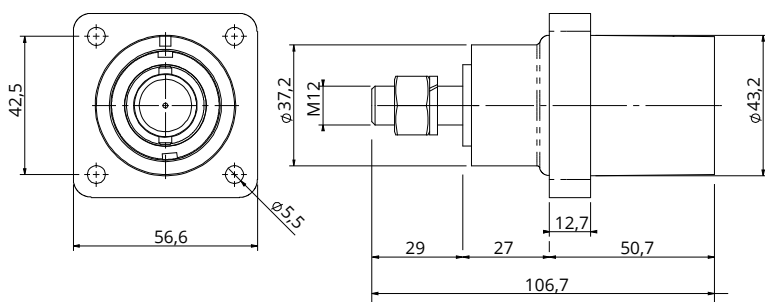
Threaded Hole

Color*	Short Description	Part Number		Certified
	Brown - Phase L1 SPPC-PWL-2.0-PS-L1-BR-TH5	VS392526		Certified
	Black - Phase L2 SPPC-PWL-2.0-PS-L2-BK-TH5	VS392527		Certified
	Grey - Phase L3 SPPC-PWL-2.0-PS-L3-GY-TH5	VS392528		Certified
	Blue - Neutral SPPC-PWL-2.0-PS-N-BU-TH5	VS392529		Certified
	Green - Earth SPPC-PWL-2.0-PS-E-GN-TH5	VS392530		Certified

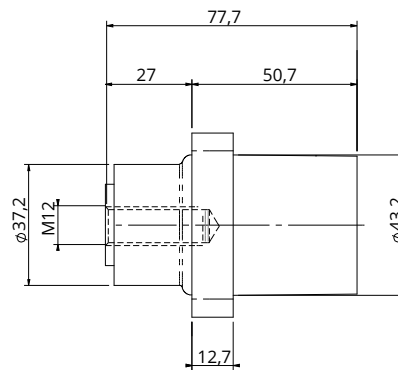
*European Harmonized Color Set, others colors set on request



panel cut out



M12 Threaded post for conductor











Threaded Hole

SPPC-PWL Connectors - Part number explanation



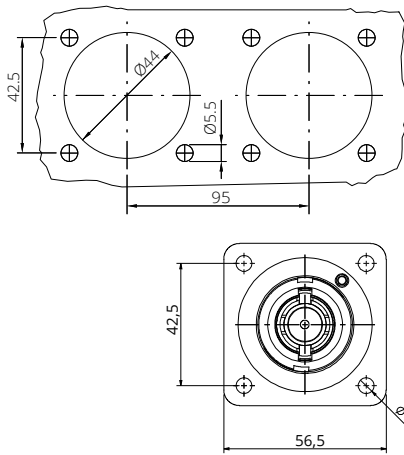
P/N Sample: SPPC-PWL-LS-L1-BR-C-240-M

SPPC-PWL	Series Code	SPPC-PWL	Single Pole Power connectors
LS	Connector Type	LS	Cable/Line Source
		LD	Cable/Line Drain
		PS	Panel Source
		PD	Panel Drain
L1	Key Position	E	Earth
		N	Neutral
		L1	Phase 1
		L2	Phase 2
BR	Insulator Color	L3	Phase 3
		BR	 Brown
		BK	 Black
		GY	 Grey
		BU	 Blue
		GN	 Green
		RD	 Red (<i>consult our sales office</i>)
		YL	 Yellow (<i>consult our sales office</i>)
C-240	Contact Termination*	WH	 White (<i>consult our sales office</i>)
		M12-T7	M12 Threaded post - 750A
		M12-T4	M12 Threaded post - 400A
		S-120	Screw terminal - 400A up to 120mm ²
		C-35	Crimp contacts - 500A 35mm ²
		C-50	Crimp contacts - 500A 50mm ²
		C-70	Crimp contacts - 500A 70mm ²
		C-95	Crimp contacts - 500A 95mm ²
		C-120	Crimp contacts - 500A 120mm ²
		C-150	Crimp contacts - 500A 150mm ²
		C-185	Crimp contacts - 750A 185mm ²
		C-240	Crimp contacts - 750A 240mm ²
		C-300	Crimp contacts - 750A 300mm ²
		TH7	Threaded hole - 750A
TH4	Threaded hole - 400A		
L	Contacts for Lug		
M	Cable External diameter	ES	7mm - 15mm
		S	15mm - 23mm
		M	19mm - 28mm
		OS	22mm - 32mm
		M50	27mm - 35mm
		OS-M50	30mm - 38mm
BM	Contacts Type	-	Standard contacts
		BM	Bimetallic Contacts (400A / 500A)
Customization			

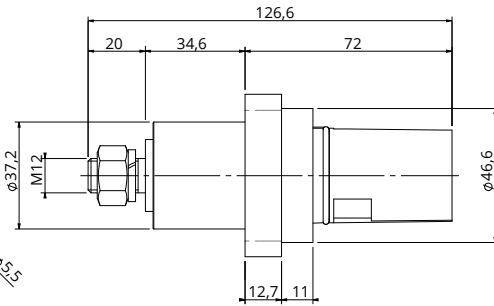
* Permissible cable rating (A) to be checked with the specific cable characteristic

SPPC-PWL Connectors - Dimensions

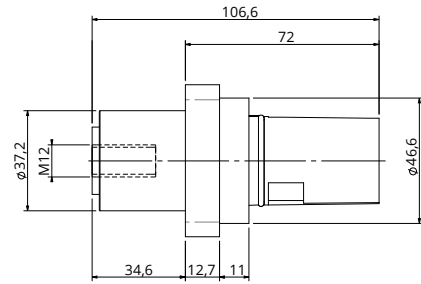
Panel Drain Connectors M12 Threaded post for conductor



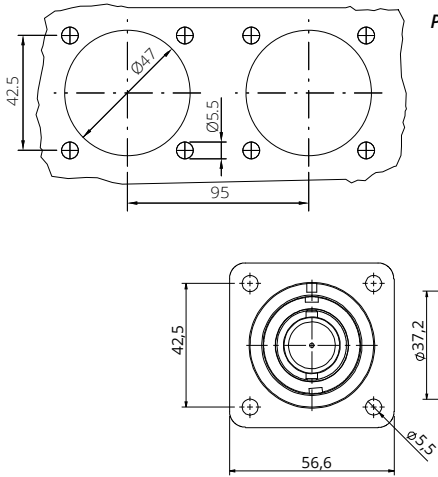
Panel cut out Drain connectors



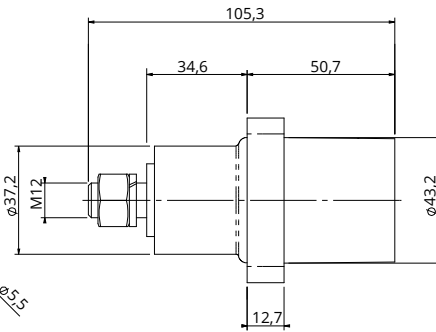
Panel Drain Connectors Threaded Hole



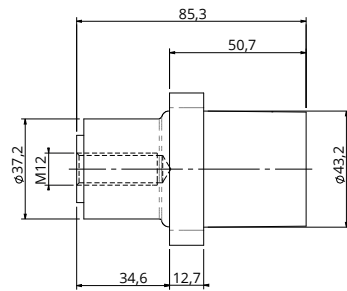
Panel Source Connectors M12 Threaded post for conductor



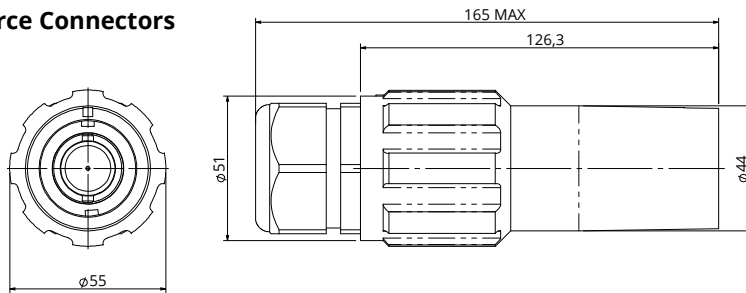
Panel cut out Source connectors



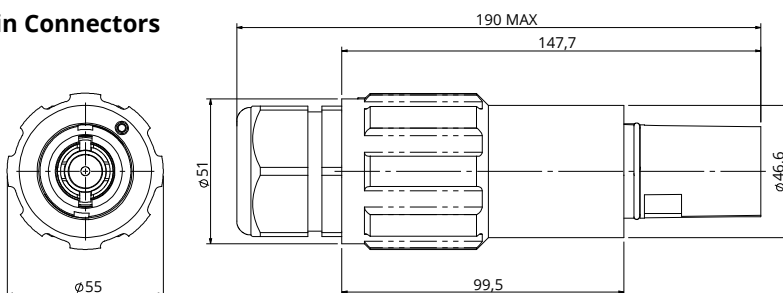
Panel Source Connectors Threaded Hole



Cable/Line Source Connectors



Cable/Line Drain Connectors













SPPC-PWL Connectors - Panel drain - 1000V













750A

M12 Threaded post for conductor up to 300mm²

Color*	Short Description	Part Number	
 Brown – Phase L1	SPPC-PWL-PD-L1-BR-M12-T7	VS390110	 Certified
 Black – Phase L2	SPPC-PWL-PD-L2-BK-M12-T7	VS390111	 Certified
 Grey – Phase L3	SPPC-PWL-PD-L3-GY-M12-T7	VS390112	 Certified
 Blue – Neutral	SPPC-PWL-PD-N-BU-M12-T7	VS390113	 Certified
 Green – Earth	SPPC-PWL-PD-E-GN-M12-T7	VS390109	 Certified











400A

M12 Threaded post for conductor up to 120mm²

Color*	Short Description	Part Number	
 Brown – Phase L1	SPPC-PWL-PD-L1-BR-M12-T4	VS390070	 Certified
 Black – Phase L2	SPPC-PWL-PD-L2-BK-M12-T4	VS390071	 Certified
 Grey – Phase L3	SPPC-PWL-PD-L3-GY-M12-T4	VS390072	 Certified
 Blue – Neutral	SPPC-PWL-PD-N-BU-M12-T4	VS390068	 Certified
 Green – Earth	SPPC-PWL-PD-E-GN-M12-T4	VS390263	 Certified

750A

Threaded Hole

Color*	Short Description	Part Number	
 Brown – Phase L1	SPPC-PWL-PD-L1-BR-TH7	VS390280	 Certified
 Black – Phase L2	SPPC-PWL-PD-L2-BK-TH7	VS390281	 Certified
 Grey – Phase L3	SPPC-PWL-PD-L3-GY-TH7	VS390282	 Certified
 Blue – Neutral	SPPC-PWL-PD-N-BU-TH7	VS390283	 Certified
 Green – Earth	SPPC-PWL-PD-E-GN-TH7	VS390284	 Certified











*European Harmonized Color Set, others colors set on request

SPPC-PWL Connectors - Panel source - 1000V













750A

M12 Threaded post for conductor up to 300mm²

Color*	Short Description	Part Number	
 Brown - Phase L1	SPPC-PWL-PS-L1-BR-M12-T7	VS390100	 Certified
 Black - Phase L2	SPPC-PWL-PS-L2-BK-M12-T7	VS390101	 Certified
 Grey - Phase L3	SPPC-PWL-PS-L3-GY-M12-T7	VS390102	 Certified
 Blue - Neutral	SPPC-PWL-PS-N-BU-M12-T7	VS399000	 Certified
 Green - Earth	SPPC-PWL-PS-E-GN-M12-T7	VS399004	 Certified











400A

M12 Threaded post for conductor up to 120mm²

Color*	Short Description	Part Number	
 Brown - Phase L1	SPPC-PWL-PS-L1-BR-M12-T4	VS390065	 Certified
 Black - Phase L2	SPPC-PWL-PS-L2-BK-M12-T4	VS390132	 Certified
 Grey - Phase L3	SPPC-PWL-PS-L3-GY-M12-T4	VS390067	 Certified
 Blue - Neutral	SPPC-PWL-PS-N-BU-M12-T4	VS390063	 Certified
 Green - Earth	SPPC-PWL-PS-E-GN-M12-T4	VS390064	 Certified

750A

Threaded Hole

Color*	Short Description	Part Number	
 Brown - Phase L1	SPPC-PWL-PS-L1-BR-TH7	VS390290	 Certified
 Black - Phase L2	SPPC-PWL-PS-L2-BK-TH7	VS390291	 Certified
 Grey - Phase L3	SPPC-PWL-PS-L3-GY-TH7	VS390292	 Certified
 Blue - Neutral	SPPC-PWL-PS-N-BU-TH7	VS390293	 Certified
 Green - Earth	SPPC-PWL-PS-E-GN-TH7	VS390294	 Certified


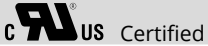



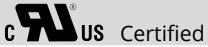



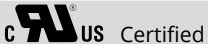
*European Harmonized Color Set, others colors set on request

SPPC-PWL Connectors - Cable/Line drain - 1000V



400A











Screws terminal for conductor up to 120mm²**

Color*	Short Description	Part Number	
 Brown - Phase L1	SPPC-PWL-LD-L1-BR-S-120-M	VS390091	 Certified
 Black - Phase L2	SPPC-PWL-LD-L2-BK-S-120-M	VS390092	 Certified
 Grey - Phase L3	SPPC-PWL-LD-L3-GY-S-120-M	VS390093	 Certified
 Blue - Neutral	SPPC-PWL-LD-N-BU-S-120-M	VS390090	 Certified
 Green - Earth	SPPC-PWL-LD-E-GN-S-120-M	VS390089	 Certified

750A











Crimp contacts 300mm²

** Sleeves included, for cable conductor size 35 mm² - 50 mm² - 70 mm² - 95 mm² - 120 mm²

Color*	Short Description	Part Number	
 Brown - Phase L1	SPPC-PWL-LD-L1-BR-C-300-OS	VS390275	 Certified
 Black - Phase L2	SPPC-PWL-LD-L2-BK-C-300-OS	VS390276	 Certified
 Grey - Phase L3	SPPC-PWL-LD-L3-GY-C-300-OS	VS390277	 Certified
 Blue - Neutral	SPPC-PWL-LD-N-BU-C-300-OS	VS390278	 Certified
 Green - Earth	SPPC-PWL-LD-E-GN-C-300-OS	VS390279	 Certified











750A

Crimp contacts 240mm²

Color*	Short Description	Part Number	
 Brown - Phase L1	SPPC-PWL-LD-L1-BR-C-240-OS	VS390105	 Certified
 Black - Phase L2	SPPC-PWL-LD-L2-BK-C-240-OS	VS390106	 Certified
 Grey - Phase L3	SPPC-PWL-LD-L3-GY-C-240-OS	VS390107	 Certified
 Blue - Neutral	SPPC-PWL-LD-N-BU-C-240-OS	VS390274	 Certified
 Green - Earth	SPPC-PWL-LD-E-GN-C-240-OS	VS390104	 Certified

750A

Crimp contacts 185mm²

Color*	Short Description	Part Number	
 Brown - Phase L1	SPPC-PWL-LD-L1-BR-C-185-OS	VS390126	 Certified
 Black - Phase L2	SPPC-PWL-LD-L2-BK-C-185-OS	VS390127	 Certified
 Grey - Phase L3	SPPC-PWL-LD-L3-GY-C-185-OS	VS390128	 Certified
 Blue - Neutral	SPPC-PWL-LD-N-BU-C-185-OS	VS390130	 Certified
 Green - Earth	SPPC-PWL-LD-E-GN-C-185-OS	VS390129	 Certified

*European Harmonized Color Set, others colors set on request

SPPC-PWL Connectors - Cable/Line source - 1000V



400A

Screws terminal for conductor up to 120mm²**

Color*	Short Description	Part Number	
Brown - Phase L1	SPPC-PWL-LS-L1-BR-S-120-M	VS390086	US Certified
Black - Phase L2	SPPC-PWL-LS-L2-BK-S-120-M	VS390087	US Certified
Grey - Phase L3	SPPC-PWL-LS-L3-GY-S-120-M	VS390088	US Certified
Blue - Neutral	SPPC-PWL-LS-N-BU-S-120-M	VS390085	US Certified
Green - Earth	SPPC-PWL-LS-E-GN-S-120-M	VS390084	US Certified

750A

Crimp contacts 300mm²

** Sleeves included, for cable conductor size 35 mm² - 50 mm² - 70 mm² - 95 mm² - 120 mm²

Color*	Short Description	Part Number	
Brown - Phase L1	SPPC-PWL-LS-L1-BR-C-300-OS	VS390197	Certified
Black - Phase L2	SPPC-PWL-LS-L2-BK-C-300-OS	VS390198	Certified
Grey - Phase L3	SPPC-PWL-LS-L3-GY-C-300-OS	VS390199	Certified
Blue - Neutral	SPPC-PWL-LS-N-BU-C-300-OS	VS390300	Certified
Green - Earth	SPPC-PWL-LS-E-GN-C-300-OS	VS390196	Certified

750A

Crimp contacts 240mm²

Color*	Short Description	Part Number	
Brown - Phase L1	SPPC-PWL-LS-L1-BR-C-240-OS	VS390115	Certified
Black - Phase L2	SPPC-PWL-LS-L2-BK-C-240-OS	VS390116	Certified
Grey - Phase L3	SPPC-PWL-LS-L3-GY-C-240-OS	VS390117	Certified
Blue - Neutral	SPPC-PWL-LS-N-BU-C-240-OS	VS390118	Certified
Green - Earth	SPPC-PWL-LS-E-GN-C-240-OS	VS390114	Certified

750A

Crimp contacts 185mm²

Color*	Short Description	Part Number	
Brown - Phase L1	SPPC-PWL-LS-L1-BR-C-185-OS	VS390235	Certified
Black - Phase L2	SPPC-PWL-LS-L2-BK-C-185-OS	VS390154	Certified
Grey - Phase L3	SPPC-PWL-LS-L3-GY-C-185-OS	VS390155	Certified
Blue - Neutral	SPPC-PWL-LS-N-BU-C-185-OS	VS390225	Certified
Green - Earth	SPPC-PWL-LS-E-GN-C-185-OS	VS390226	Certified






*European Harmonized Color Set, others colors set on request

SPPC-PWL Connectors - Panel Connectors - 1000V



Panel Source Connectors

Moulding for replacement, contacts and panel gasket to be order separately






Color*	Short Description	Part Number
 Brown - Phase L1	SPPC-PWL-PS-ISOL-L1-BR	VS392101
 Black - Phase L2	SPPC-PWL-PS-ISOL-L2-BK	VS392102
 Grey - Phase L3	SPPC-PWL-PS-ISOL-L3-GY	VS392103
 Blue - Neutral	SPPC-PWL-PS-ISOL-N-BU	VS392104
 Green - Earth	SPPC-PWL-PS-ISOL-E-GN	VS392105

Type	Short Description	Part Number
Source - M12 Threaded post - 750A	SPPC-PWL-PS-CONT-M12-750A	VS392201
Source - M12 Threaded post - 400A	SPPC-PWL-PS-CONT-M12-400A	VS392203
Source - Threaded Hole - 750A	SPPC-PWL-PS-CONT-TH-750A	VS392205
Source - Threaded Hole - 400A	SPPC-PWL-PS-CONT-TH-400A	VS392207



Panel Drain Connectors

Moulding for replacement, contacts and panel gasket to be order separately

Color*	Short Description	Part Number
 Brown - Phase L1	SPPC-PWL-PD-ISOL-L1-BR	VS392106
 Black - Phase L2	SPPC-PWL-PD-ISOL-L2-BK	VS392107
 Grey - Phase L3	SPPC-PWL-PD-ISOL-L3-GY	VS392108
 Blue - Neutral	SPPC-PWL-PD-ISOL-N-BU	VS392109
 Green - Earth	SPPC-PWL-PD-ISOL-E-GN	VS392110

Type	Short Description	Part Number
Drain - M12 Threaded post - 750A	SPPC-PWL-PD-CONT-M12-750A	VS392202
Drain - M12 Threaded post - 400A	SPPC-PWL-PD-CONT-M12-400A	VS392204
Drain - Threaded Hole - 750A	SPPC-PWL-PD-CONT-TH-750A	VS392206
Drain - Threaded Hole - 400A	SPPC-PWL-PD-CONT-TH-400A	VS392208






*European Harmonized Color Set, others colors set on request

SPPC-PWL Connectors - Cable/Line Connectors - 1000V



Cable/Line Source Connectors

Moulding for replacement, contacts and cable gland to be order separately






Color*	Short Description	Part Number
 Brown - Phase L1	SPPC-PWL-LS-ISOL-L1-BR	VS392111
 Black - Phase L2	SPPC-PWL-LS-ISOL-L2-BK	VS392112
 Grey - Phase L3	SPPC-PWL-LS-ISOL-L3-GY	VS392113
 Blue - Neutral	SPPC-PWL-LS-ISOL-N-BU	VS392114
 Green - Earth	SPPC-PWL-LS-ISOL-E-GN	VS392115

Type	Short Description	Part Number
Source - Screw up to 35mm ² -120mm ² ** - 400A	SPPC-PWL-LS-CONT-S-400A	VS392209
Source - Crimp contacts 185 mm ² - 750A	SPPC-PWL-LS-CONT-CRIMP.185-750A	VS392211
Source - Crimp contacts 240 mm ² - 750A	SPPC-PWL-LS-CONT-CRIMP.240-750A	VS392213
Source - Crimp contacts 300 mm ² - 750A	SPPC-PWL-LS-CONT-CRIMP.300-750A	VS392215



Cable/Line Drain Connectors

Moulding for replacement, contacts and cable gland to be order separately

Color*	Short Description	Part Number
 Brown - Phase L1	SPPC-PWL-LD-ISOL-L1-BR	VS392116
 Black - Phase L2	SPPC-PWL-LD-ISOL-L2-BK	VS392117
 Grey - Phase L3	SPPC-PWL-LD-ISOL-L3-GY	VS392118
 Blue - Neutral	SPPC-PWL-LD-ISOL-N-BU	VS392119
 Green - Earth	SPPC-PWL-LD-ISOL-E-GN	VS392120

Type	Short Description	Part Number
Drain - Screw up to 35mm ² -120mm ² ** - 400A	SPPC-PWL-LD-CONT-S-400A	VS392210
Drain - Crimp contacts 185 mm ² - 750A	SPPC-PWL-LD-CONT-CRIMP.185-750A	VS392212
Drain - Crimp contacts 240 mm ² - 750A	SPPC-PWL-LD-CONT-CRIMP.240-750A	VS392214
Drain - Crimp contacts 300 mm ² - 750A	SPPC-PWL-LD-CONT-CRIMP.300-750A	VS392216

*European Harmonized Color Set, others colors set on request






SPPC-PWL Connectors - Cable/Line drain - 1000V - 500A**

BIMETALLIC CONNECTORS FOR ALUMINIUM CABLES

For crimping tool and crimping die, please consult our commercial office.








Crimp contacts 300mm², cable external diameter 33mm – 37mm

Color*	Short Description	Part Number
 Brown – Phase L1	SPPC-PWL-LD-L1-BR-C-300-OS-M50-BM	VS390432
 Black – Phase L2	SPPC-PWL-LD-L2-BK-C-300-OS-M50-BM	VS390433
 Grey – Phase L3	SPPC-PWL-LD-L3-GY-C-300-OS-M50-BM	VS390434
 Blue – Neutral	SPPC-PWL-LD-N-BU-C-300-OS-M50-BM	VS390431
 Green – Earth	SPPC-PWL-LD-E-GN-C-300-OS-M50-BM	VS390430








Crimp contacts 240mm², cable external diameter 33mm – 37mm**

** on request version OS-BM with cable external diameter 22mm – 32mm

Color*	Short Description	Part Number
 Brown – Phase L1	SPPC-PWL-LD-L1-BR-C-240-OS-M50-BM	VS390422
 Black – Phase L2	SPPC-PWL-LD-L2-BK-C-240-OS-M50-BM	VS390423
 Grey – Phase L3	SPPC-PWL-LD-L3-GY-C-240-OS-M50-BM	VS390424
 Blue – Neutral	SPPC-PWL-LD-N-BU-C-240-OS-M50-BM	VS390421
 Green – Earth	SPPC-PWL-LD-E-GN-C-240-OS-M50-BM	VS390420



Crimp contacts 185mm², cable external diameter 22mm – 32mm

Color*	Short Description	Part Number
 Brown – Phase L1	SPPC-PWL-LD-L1-BR-C-185-OS-BM	VS390402
 Black – Phase L2	SPPC-PWL-LD-L2-BK-C-185-OS-BM	VS390403
 Grey – Phase L3	SPPC-PWL-LD-L3-GY-C-185-OS-BM	VS390404
 Blue – Neutral	SPPC-PWL-LD-N-BU-C-185-OS-BM	VS390401
 Green – Earth	SPPC-PWL-LD-E-GN-C-185-OS -BM	VS390400

** Permissible cable rating (A) to be checked with the specific cable characteristic

*European Harmonized Color Set, others colors set on request






SPPC-PWL Connectors - Cable/Line source - 1000V - 500A**

BIMETALLIC CONNECTORS FOR ALUMINIUM CABLES

For crimping tool and crimping die, please consult our commercial office.








Crimp contacts 300mm², cable external diameter 33mm – 37mm

Color*	Short Description	Part Number
 Brown – Phase L1	SPPC-PWL-LS-L1-BR-C-300-OS-M50-BM	VS390437
 Black – Phase L2	SPPC-PWL-LS-L2-BK-C-300-OS-M50-BM	VS390438
 Grey – Phase L3	SPPC-PWL-LS-L3-GY-C-300-OS-M50-BM	VS390439
 Blue – Neutral	SPPC-PWL-LS-N-BU-C-300-OS-M50-BM	VS390436
 Green – Earth	SPPC-PWL-LS-E-GN-C-300-OS-M50-BM	VS390435








Crimp contacts 240mm², cable external diameter 33mm – 37mm**

** on request version OS-BM with cable external diameter 22mm – 32mm

Color*	Short Description	Part Number
 Brown – Phase L1	SPPC-PWL-LS-L1-BR-C-240-OS-M50-BM	VS390427
 Black – Phase L2	SPPC-PWL-LS-L2-BK-C-240-OS-M50-BM	VS390428
 Grey – Phase L3	SPPC-PWL-LS-L3-GY-C-240-OS-M50-BM	VS390429
 Blue – Neutral	SPPC-PWL-LS-N-BU-C-240-OS-M50-BM	VS390426
 Green – Earth	SPPC-PWL-LS-E-GN-C-240-OS-M50-BM	VS390425



Crimp contacts 185mm², cable external diameter 22mm – 32mm

Color*	Short Description	Part Number
 Brown – Phase L1	SPPC-PWL-LS-L1-BR-C-185-OS-BM	VS390407
 Black – Phase L2	SPPC-PWL-LS-L2-BK-C-185-OS-BM	VS390408
 Grey – Phase L3	SPPC-PWL-LS-L3-GY-C-185-OS-BM	VS390409
 Blue – Neutral	SPPC-PWL-LS-N-BU-C-185-OS-BM	VS390406
 Green – Earth	SPPC-PWL-LS-E-GN-C-185-OS-BM	VS390405

** Permissible cable rating (A) to be checked with the specific cable characteristic

*European Harmonized Color Set, others colors set on request

SPPC-PWL Connectors - Cable/Line - 1000V - 400/500A**






BIMETALLIC CONNECTORS FOR ALUMINIUM CABLES

For crimping tool and crimping die, please consult our commercial office.



Cable/Line Drain






Crimp contacts 120mm², cable external diameter 19mm – 28mm - **400A**

Color*	Short Description	Part Number	
	Brown – Phase L1	SPPC-PWL-LD-L1-BR-C-120-M-BM	VS390456
	Black – Phase L2	SPPC-PWL-LD-L2-BK-C-120-M-BM	VS390457
	Grey – Phase L3	SPPC-PWL-LD-L3-GY-C-120-M-BM	VS390458
	Blue – Neutral	SPPC-PWL-LD-N-BU-C-120-M-BM	VS390459
	Green – Earth	SPPC-PWL-LD-E-GN-C-120-M -BM	on request



Cable/Line Drain






Crimp contacts 150mm², cable external diameter 19mm – 28mm - **500A**

Color*	Short Description	Part Number	
	Brown – Phase L1	SPPC-PWL-LD-L1-BR-C-150-M-BM	VS390448
	Black – Phase L2	SPPC-PWL-LD-L2-BK-C-150-M-BM	VS390449
	Grey – Phase L3	SPPC-PWL-LD-L3-GY-C-150-M-BM	VS390450
	Blue – Neutral	SPPC-PWL-LD-N-BU-C-150-M-BM	VS390451
	Green – Earth	SPPC-PWL-LD-E-GN-C-150-M -BM	on request



Cable/Line Source






Crimp contacts 120mm², cable external diameter 19mm – 28mm - **400A**

Color*	Short Description	Part Number	
	Brown – Phase L1	SPPC-PWL-LS-L1-BR-C-120-M-BM	VS390452
	Black – Phase L2	SPPC-PWL-LS-L2-BK-C-120-M-BM	VS390453
	Grey – Phase L3	SPPC-PWL-LS-L3-GY-C-120-M-BM	VS390454
	Blue – Neutral	SPPC-PWL-LS-N-BU-C-120-M-BM	VS390455
	Green – Earth	SPPC-PWL-LS-E-GN-C-120-M-BM	on request



Cable/Line Source

Crimp contacts 150mm², cable external diameter 19mm – 28mm - **500A**

Color*	Short Description	Part Number	
	Brown – Phase L1	SPPC-PWL-LS-L1-BR-C-150-M-BM	VS390444
	Black – Phase L2	SPPC-PWL-LS-L2-BK-C-150-M-BM	VS390445
	Grey – Phase L3	SPPC-PWL-LS-L3-GY-C-150-M-BM	VS390446
	Blue – Neutral	SPPC-PWL-LS-N-BU-C-150-M-BM	VS390447
	Green – Earth	SPPC-PWL-LS-E-GN-C-150-M-BM	on request

** Permissible cable rating (A) to be checked with the specific cable characteristic

*European Harmonized Color Set, others colors set on request

SPPC-PWL Connectors - Cable/Line - 1000V - 750A






CONNECTORS FOR LUG

Lug Palm Width 30mm max, Bolt Hole 10mm



Cable/Line Drain






Contacts for Lug, cable external diameter 22mm - 32mm

Color*		Short Description	Part Number
	Brown - Phase L1	SPPC-PWL-LD-L1-BR-L-OS	on request
	Black - Phase L2	SPPC-PWL-LD-L2-BK-L-OS	on request
	Grey - Phase L3	SPPC-PWL-LD-L3-GY-L-OS	on request
	Blue - Neutral	SPPC-PWL-LD-N-BU-L-OS	on request
	Green - Earth	SPPC-PWL-LD-E-GN-L-OS	on request



Cable/Line Source

Contacts for Lug, cable external diameter 22mm - 32mm

Color*		Short Description	Part Number
	Brown - Phase L1	SPPC-PWL-LS-L1-BR-L-OS	on request
	Black - Phase L2	SPPC-PWL-LS-L2-BK-L-OS	on request
	Grey - Phase L3	SPPC-PWL-LS-L3-GY-L-OS	on request
	Blue - Neutral	SPPC-PWL-LS-N-BU-L-OS	on request
	Green - Earth	SPPC-PWL-LS-E-GN-L-OS	on request



*European Harmonized Color Set, others colors set on request

SPPC-PWL Connectors - Crimping Tool

Installation Instructions:

- Select proper contacts for the copper wire size used.
- Strip the cable insulation as indicated in the table
- Insert conductor into the barrel.
- Select the proper die as indicated in the table.
- It is recommended to apply multiple crimp compressions in accordance with the above table to obtain optimum mechanical and electrical performance.

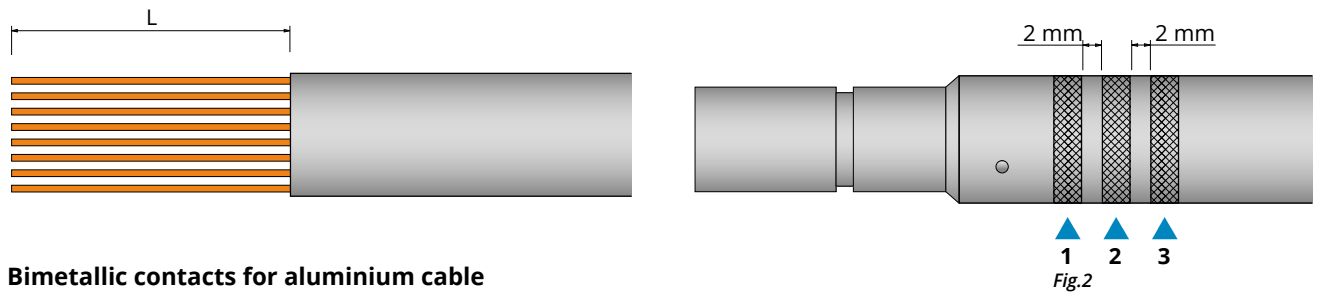
The correct sequence of compressions is shown in Fig.2.

Use the following tool:

- Hand operated crimp tool: HT131-C
- Cordless Hydraulic Crimp Tool: B131-C

Due to the numerous cable types available, it is recommended to contact our Customer Service to confirm cable & crimp suitability.

Cable Size	Up to 120mm ²	185mm ²	240mm ²	300mm ²	150 ÷ 185mm ²	240mm ²	240 ÷ 300mm ²
		low stranded wire			fine stranded wire		
Insulation Strip (dim L)	33mm	40mm	40mm	40mm	40mm	40mm	40mm
Recommended Number of Crimps	N/A (set screw)	1/2	3	3	1/2	3	3
Hand Operated Crimp Tool	N/A	HT120 HT131-C	HT120 HT131-C	HT120 HT131-C	HT120 HT131-C	HT120 HT131-C	HT120 HT131-C
Crimp Die Set	N/A	ME37-C (1) ME48-C (2)	ME60-C	ME60-C	ME37-C (1) ME48-C (2)	ME60-C	ME60-C
Contact Removal Tool	VS390038	VS390039	VS390039	VS390039	VS390039	VS390039	VS390039



Bimetallic contacts for aluminium cable

Cable Size	70mm ²	120mm ²	150mm ²	185mm ²	240mm ²	300mm ²
	fine stranded wire					
Hand Operated Crimp Tool	***	HT120 HT131-C	HT120 HT131-C	HT120 HT131-C	ECW-H3D*	ECW-H3D*
Crimp Die Set	***	ME48-C	ME48-C	ME60-C	MK32-3D	MK32-3D
Contact Removal Tool	VS390039	VS390039	VS390039	VS390039	VS390460	VS390460
Recommended Number of crimp	2	2	2	2	3	3
Anti-oxidant compound**	VS390461	VS390461	VS390461	VS390461	VS390461	VS390461


* For the its operation it is necessary to combine it to a hydraulic pump

** It is recommended to cover the internal walls of the contact hole (suitable for receiving the cable conductor) with the antioxidant compound

*** Consult our sales office



Hydraulic pump ECW-H3D




Hand Operated Crimp Tool HT131-C


SPPC-PWL Connectors - Removal Tool



Type	Short Description	Part Number
Screw set termination	SPPC-PWL-RT-25-120	VS390038
Crimp contacts	SPPC-PWL-RT-185-300	VS390039



Type	Short Description	Part Number
Release Key	SPPC-PWL-KEY	VS392309



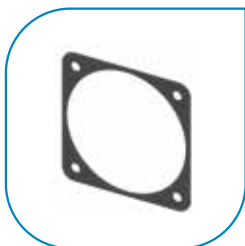
SPPC-PWL/SPPC-PWL-2.0 Connectors - Accessories



Cable Gland - for Cable/Line Connectors

Type	Short Description	Part Number
M40 threaded (19mm-28mm)	SPPC-PWL-M40	VS392301
M40 threaded (22mm-32mm)	SPPC-PWL-M40-A	VS392302
M50 threaded* (33mm-37mm)	SPPC-PWL-OS-M50	-

* To be ordered with cable/line connectors only



Panel Gasket

Type	Short Description	Part Number
Neoprene Gaskets	SPPC-PWL-PG	VS392308



Sleeve For Screw Contacts

Type	Short Description	Part Number
Sleeve**	SPPC-PWL-SLEEVE	VS392312

** Sleeves for cable conductor size 35 mm² - 50 mm² - 70 mm² - 95 mm² - 120 mm²



Environmental Locking Caps

Type	Short Description	Part Number
Panel SOURCE	SPPC-PWL-PS-CAP	VS392304
Panel DRAIN	SPPC-PWL-PD-CAP	VS392305
Inline SOURCE	SPPC-PWL-LS-CAP	VS392306
Inline DRAIN	SPPC-PWL-LD-CAP	VS392307



Dust Caps (on request)

Type	Short Description	Part Number
Source	SPPC-PWL-PS-LS DUST CAP	VS392313
Drain	SPPC-PWL-PD-LD DUST CAP	VS392314



SPPC-PWL Cable - Bimetallic Connectors

HOFR - N - Aluminium Cable Specifications

Cable Standards

BS 638 / Part 4

The electrical and dimensional properties of this product are measured by the Technical and Quality Assurance department. Cable performance in respect of conductor resistance, construction quality (workmanship), dimensional consistency, and other parameters are verified to published standards and approved product drawings. Conformance to RoHS (Restriction of the use of Hazardous Substances) is determined and confirmed.

Construction

Conductor	Aluminium Flexible Rope
Seperator	Polyester Foil
Insulation	EPDM (Ethylene Propylene Diene Monomer)
Outer Sheath	PCP (Polychloroprene)

Characteristics

Operating Voltage	450V / 750V
Test Voltage	3kV
Temperature Range	-20°C to +85°C
Minimum Bending Radius	10 x overall diameter
Outer Sheath Colour	Black

Dimensions

Nominal Cross Sectional Area mm ²	Nominal Diameter Of Conductor mm	Nominal Thickness of Insulation mm	Nominal Outer Diameter mm	Nominal Weight kg/km
35	7.0	0.9	14.0	190
50	8.3	0.9	16.0	320
70	10.9	0.9	17.5	400
95	12.3	1.0	20.0	520
120	14.2	1.0	23.5	560
150	16.2	1.1	24.5	690
185	17.5	1.2	27.0	880
240	22.7	1.3	32.0	1110

Electrical Characteristics

Nominal Cross Sectional Area mm ²	Electrical Resistance at 20°C mm	Permanent Current A	Voltage Drop at 85° V/A/10m
35	0.886	175	1.120
50	0.616	225	0.778
70	0.440	275	0.55
95	0.326	335	0.411
120	0.254	390	0.321
150	0.208	455	0.263
185	0.167	510	0.210
240	0.126	600	0.159






De-rating Factors

Ambient Temperature	30°C	35°C	40°C	45°C	50°C	55°C
Reduction Factor	0.96	0.91	0.87	0.82	0.76	0.71






SPPC-PWL Cable - Bimetallic Connectors



Drain-Source 16 mt


Color*		Short Description	Part Number
	Brown – Phase L1	SPPC-CA-PWL-LD-LS-L1-BR-C120-BM-16MT	VS393101
	Black – Phase L2	SPPC-CA-PWL-LD-LS-L2-BK-C120-BM-16MT	VS393105
	Grey – Phase L3	SPPC-CA-PWL-LD-LS-L3-GY-C120-BM-16MT	VS393109
	Blue – Neutral	SPPC-CA-PWL-LD-LS-N-BU-C120-BM-16MT	VS393113
	Green – Earth	SPPC-CA-PWL-LD-LS-E-GN-C120-BM-16MT	on request

Drain-Source 11 mt






Color*		Short Description	Part Number
	Brown – Phase L1	SPPC-CA-PWL-LD-LS-L1-BR-C120-BM-11MT	VS393102
	Black – Phase L2	SPPC-CA-PWL-LD-LS-L2-BK-C120-BM-11MT	VS393106
	Grey – Phase L3	SPPC-CA-PWL-LD-LS-L3-GY-C120-BM-11MT	VS393110
	Blue – Neutral	SPPC-CA-PWL-LD-LS-N-BU-C120-BM-11MT	VS393114
	Green – Earth	SPPC-CA-PWL-LD-LS-E-GN-C120-BM-11MT	on request


**European Harmonized Color Set, others colors set on request*

SPPC-PWL Cable - Bimetallic Connectors








Drain-Drain 11 mt

Color*	Short Description	Part Number	
	Brown - Phase L1	SPPC-CA-PWL-LD-LD-L1-BR-C120-BM-11MT	VS393103
	Black - Phase L2	SPPC-CA-PWL-LD-LD-L2-BK-C120-BM-11MT	VS393107
	Grey - Phase L3	SPPC-CA-PWL-LD-LD-L3-GY-C120-BM-11MT	VS393111
	Blue - Neutral	SPPC-CA-PWL-LD-LD-N-BU-C120-BM-11MT	VS393115
	Green - Earth	SPPC-CA-PWL-LD-LD-E-GN-C120-BM-11MT	on request



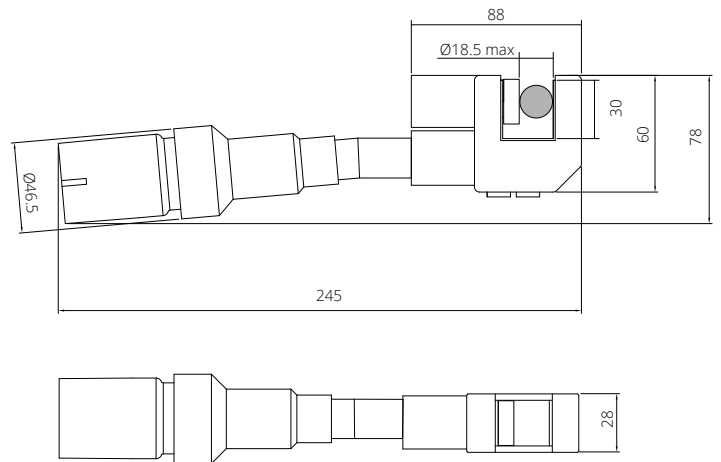
Drain-Lug 11 mt

Color*	Short Description	Part Number	
	Brown - Phase L1	SPPC-CA-PWL-LD-CL-L1-BR-C120-BM-11MT	VS393104
	Black - Phase L2	SPPC-CA-PWL-LD-CL-L2-BK-C120-BM-11MT	VS393108
	Grey - Phase L3	SPPC-CA-PWL-LD-CL-L3-GY-C120-BM-11MT	VS393112
	Blue - Neutral	SPPC-CA-PWL-LD-CL-N-BU-C120-BM-11MT	VS393116
	Green - Earth	SPPC-CA-PWL-LD-CL-E-GN-C120-BM-11MT	on request






*European Harmonized Color Set, others colors set on request

SPPC-PWL Connectors - Accessories






Narrow Insulated Clamp - Short Arm



Narrow Insulated Clamp - Line Source

Color*	Short Description	Part Number
	Brown - Phase L1	SPPC-CL-PWL-LS-L1-BR VS393117
	Black - Phase L2	SPPC-CL-PWL-LS-L2-BK VS393118
	Grey - Phase L3	SPPC-CL-PWL-LS-L3-GY VS393119
	Blue - Neutral	SPPC-CL-PWL-LS-N-BU VS393120
	Green - Earth	SPPC-CL-PWL-LS-E-GN on request

Narrow Insulated Clamp - Line Drain

Color*	Short Description	Part Number
	Brown - Phase L1	SPPC-CL-PWL-LD-L1-BR on request
	Black - Phase L2	SPPC-CL-PWL-LD-L2-BK on request
	Grey - Phase L3	SPPC-CL-PWL-LD-L3-GY on request
	Blue - Neutral	SPPC-CL-PWL-LD-N-BU on request
	Green - Earth	SPPC-CL-PWL-LD-E-GN on request

*European Harmonized Color Set, others colors set on request



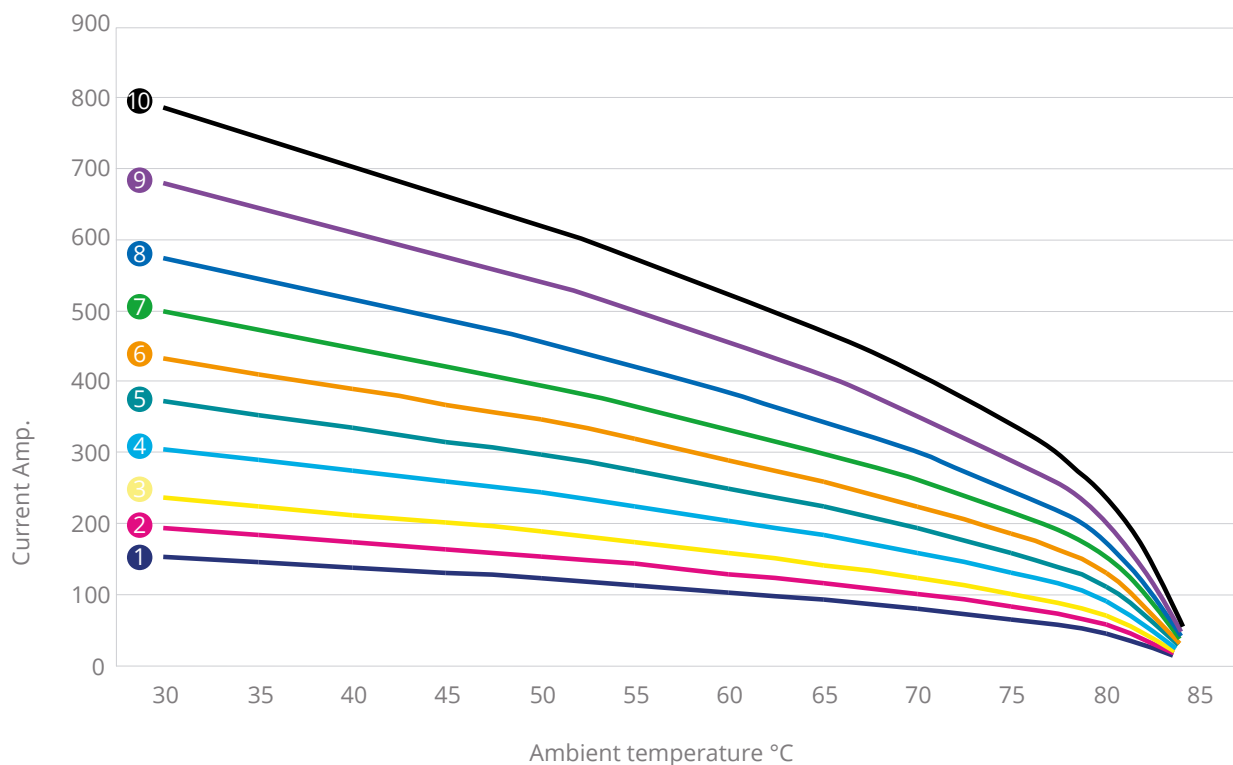
Tightening Tool



Short Description	Part Number
SPPC-GC-PWL-TOOL	VS393121

SPPC-PWL/SPPC-PWL-2.0 Connectors

Derating data for 85°C rubber insulated cables



① 25mm² ② 35mm² ③ 50mm² ④ 70mm² ⑤ 95mm² ⑥ 120mm² ⑦ 150mm² ⑧ 185mm² ⑨ 240mm² ⑩ 300mm²

Characteristics

Screws Tightening Torque (in-line connectors)	12Nm
Panel Contact Tightening Torque	30Nm max
Cable Gland Tightening Torque	13Nm
Minimum Mating Cycles	500
Contact Retention in Insulator	2.5kN Axial Load
Flammability	UL94 V0
Environmental Sealing (when mated)	IP67
Rated Voltage to Earth	2000Vac
Minimum Flashover (EN60309-1)	6.8kV AC – 1 minute
Minimum Insulation Resistance	5GΩ @ 500V
Operating Voltage	1000V AC or DC
Test Voltage (Mated Condition)	5 kV- 1 minute @ 50Hz
Contact Resistance	<0.1mΩ
Short Circuit Current – 1 second	16kA
Short Circuit Current – 3 seconds	12kA
Surge Current (DIN VDE 0102/1.90)	62kA – 10mseconds
Creepage Distance	>25mm
Clearance Distance	>25mm
Temperature Range	-30°C / +125°C

SPPC-HK Connectors - Introduction


Single Pole Power Connector up to 400A



HOOK series offers new opportunities of using the electrical connection even in applications where in the past this was not possible due to low cost requirements and without renouncing to a complete range of features concerning robustness, reliability and safety.

APPLICATIONS:

- Power distribution
- Utilities
- Electric Vehicles
- Railway Equipment
- Military Field Power
- Mobile Generators
- Loadbanks
- Back-up Power Systems



KEY CHARACTERISTICS

- brass contacts for current up to 250A and cable section from 16 to 70 mm² or from 4 to 2/0AWG
- copper contacts for current up to 400A and cable section from 95 to 120 mm² or for 4/0AWG
- 500 mating cycles minimum
- IP67 sealed when mated
- EN/ESI compliant creepage and clearance distances
- UL 94V0 flame retardant insulating material
- EN/CE compliant metric cable glands
- Cable sizes from 16 to 120 mm² or from 4 to 4/0 AWG
- Set screw and crimp contact versions
- Multi-louver contact version
- CE compliant

Drain cable connectors are typically used as the live or supply side of the circuit. They are finger protected in the un-mated condition to meet the requirements IP2X. They protect the user from accidental contact with any live elements.

Source cable connectors are typically used as the load side of the circuit.

The cable connectors are either available:

- With set screw terminal (with or without crimping sleeves) for cable section from 16 to 70 mm² or from 4 to 2/0AWG
- With crimp termination for cable sections up to 120 mm² or for 4/0AWG

A plastic water tight strain relief is supplied to provide IP67 sealing.

Drain panel connector are typically used as the live or supply side of the circuit. They are finger protected in the un-mated condition to meet the requirements IP2X.

Source panel connectors are typically used as the load side of the circuit.

Panel connectors can be either front or rear mounted on equipment while maintaining EN/ESI creepage and clearance distances, and are supplied in brass material (up to 250A) or in copper material (up to 400A) versions. These connectors have M12 threaded post termination and are supplied with pre-installed contacts.

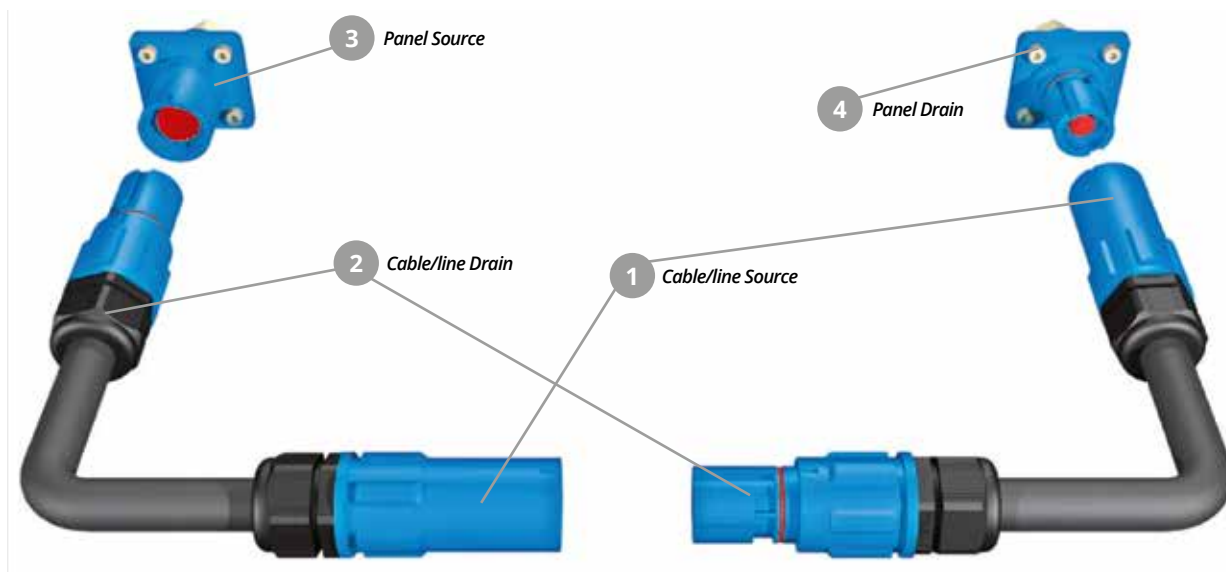
SPPC-HK Connectors - Introduction

Single Pole Power Connector up to 400A

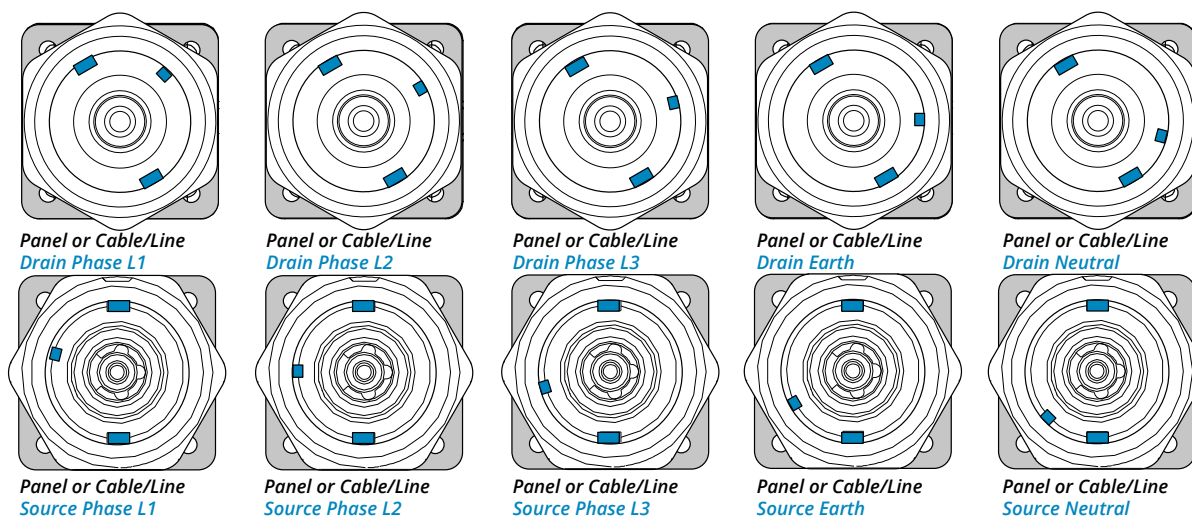
POWER CONNECTORS TYPES:

- **Source: Socket** connector is the source of the power, it receives and holds the Pin connector.
- **Drain: Pin** connectors receives and holds the Socket connector.
- **Cable/line: source (1) or drain (2)** is a moveable connectors fitted to a cable. The contacts are available in crimp or screw terminal.
- **Panel: source (3) or drain (4)** receptacle connectors to be fixed to a panel.

Power connectors cannot be mated/unmated under voltage or underloaded.



MECHANICALLY KEYED TO PREVENT CONNECTION ERRORS








COLOUR CODING.

Standard	Phase L1	Phase L2	Phase L3	Earth	Neutral
Europe	Brown (BR)	Black (BK)	Grey (GY)	Green (GN)	Blue (BU)

SPPC-HK Connectors - Part number explanation



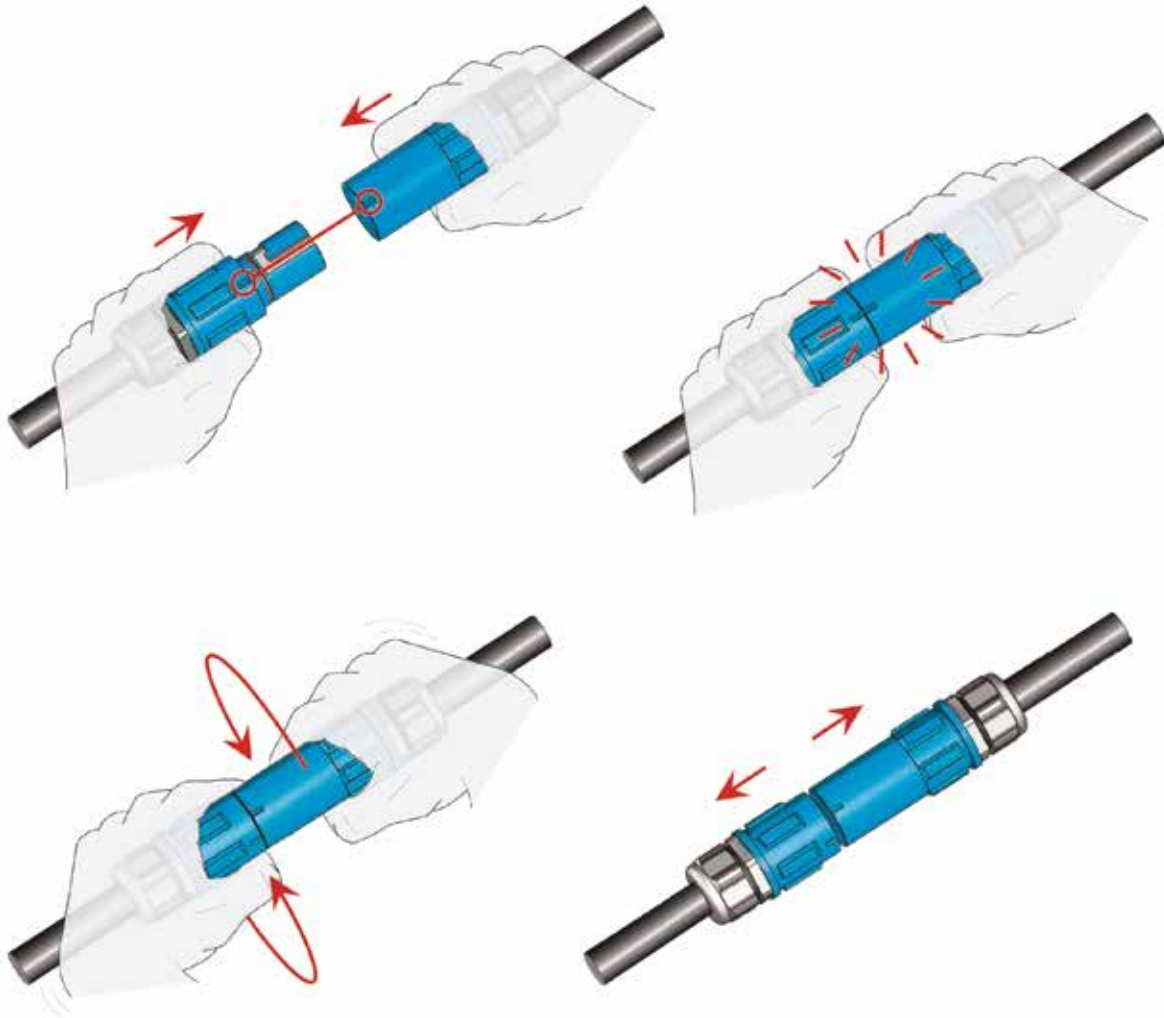
P/N Sample: SPPC-HK-LS-L1-BR-C-120-M

SPPC-HK	Series Code	SPPC-HK	Single Pole Power Connectors
LS	Connector Type	LS	Cable/Line Source
		LD	Cable/Line Drain
		PS	Panel Source
		PD	Panel Drain
L1	Key Position	E	Earth
		N	Neutral
		L1	Phase 1
		L2	Phase 2
BR	Insulator Color	BR	 Brown
		BK	 Black
		GY	 Grey
		BU	 Blue
		GN	 Green
C-240	Contact Termination	M12-T2	M12 Threaded post - 250A
		M12-T4	M12 Threaded post - 400A
		S-70	Screw terminal - 250A up to 70mm ²
		C-70	Crimp contacts - 250A 70mm ²
M	Cable External diameter	C-120	Crimp contacts - 400A 95mm ² - 120mm ²
		S	7mm - 15mm
		M	11mm - 21mm
	Microswitch	OS	18mm - 25mm
		-	without microswitch
		SW	with normally open microswitch
	Customization	SWC	with normally closed microswitch

SPPC-HK Connectors - Introduction

Hook Mating System: a faster and more reliable connection

- Position major key alignment arrows
- Firmly push the Pin and Socket connectors together
- Rotate the Pin and Socket connectors in opposite direction until the padlock symbol is in alignment with the arrow symbol
- Release the connectors and they spring into the locked position.
- To unlock, push the connectors firmly together, rotate in opposite directions and pull apart



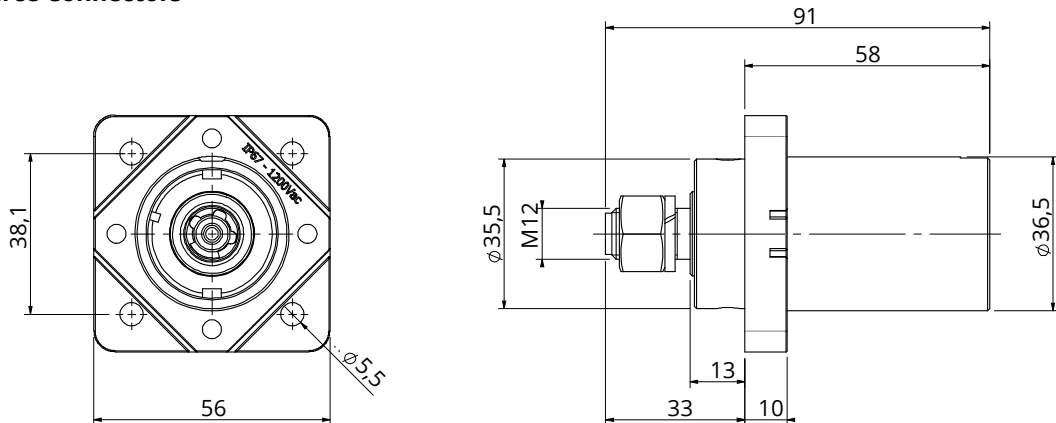
Unwanted uncoupling prevention: a simple cable tie makes the system safer.

The connectors can only be separated by removing it with a suitable tool.

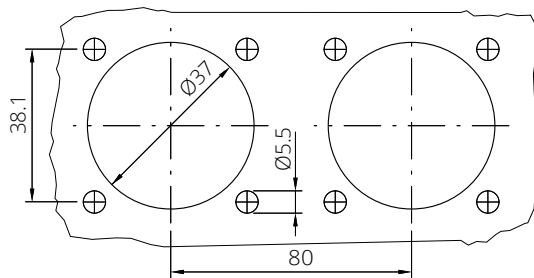
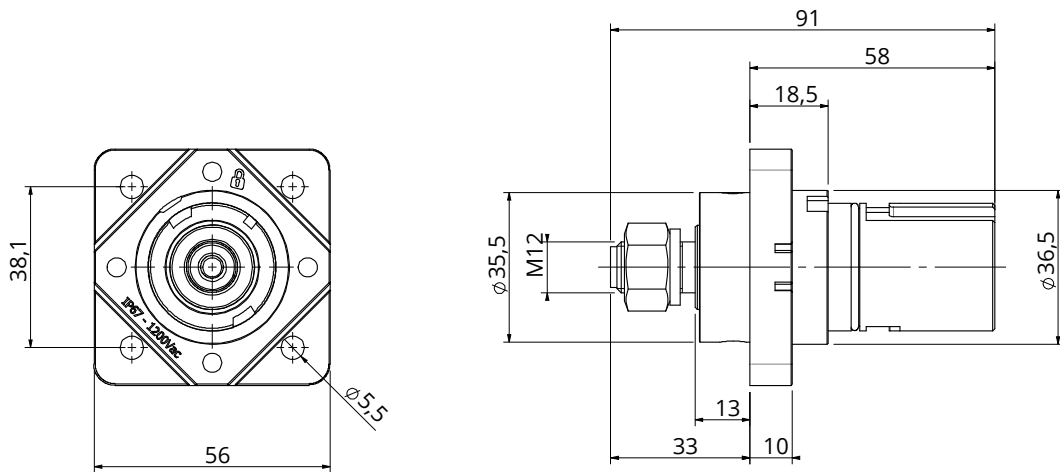


SPPC-HK Connectors - Dimensions

Panel Source Connectors

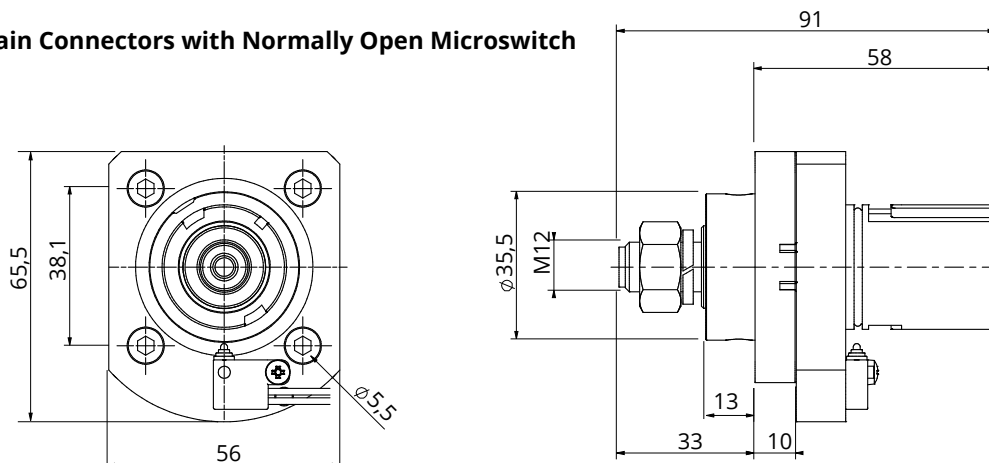


Panel Drain Connectors



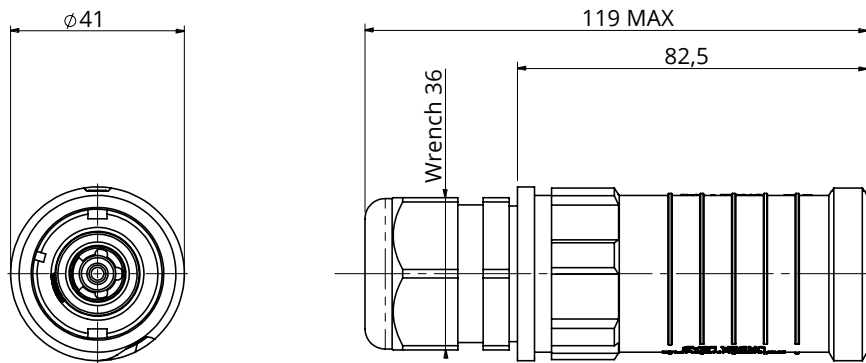
Panel cut out Source / Drain connectors

Panel Drain Connectors with Normally Open Microswitch

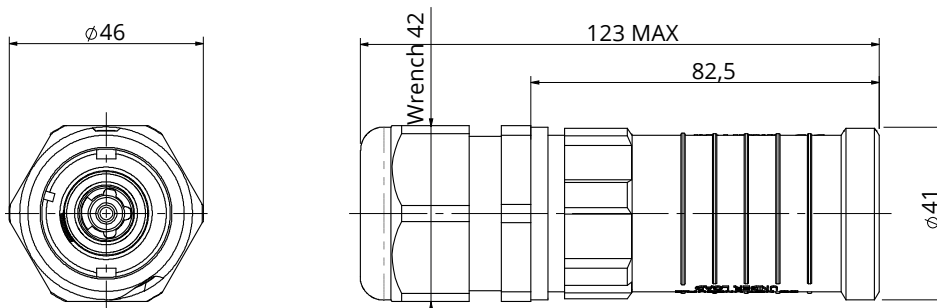


SPPC-HK Connectors - Dimensions

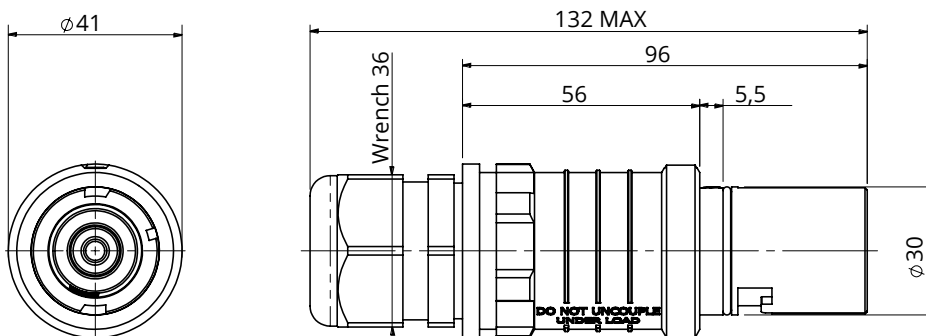
Cable/Line Source Connectors S/M (SPPC-HK-LS-xx-xx-x-xx-S / SPPC-HK-LS-xx-xx-x-xx-M)



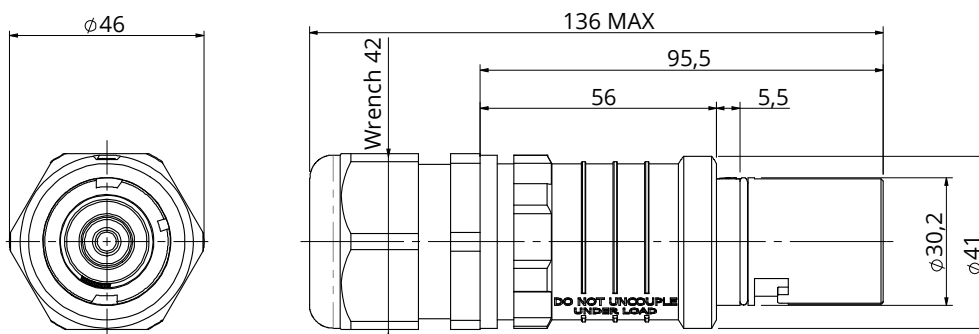
Cable/Line Source Connectors OS (SPPC-HK-LS-xx-xx-x-xx-OS)



Cable/Line Drain Connectors S/M (SPPC-HK-LD-xx-xx-x-xx-S / SPPC-HK-LD-xx-xx-x-xx-M)



Cable/Line Drain Connectors OS (SPPC-HK-LD-xx-xx-x-xx-OS)








SPPC-HK Connectors - Cable/Line Connectors - 1200V - 250/400A

Cable/Line Source Connectors






Sleeves included, for cable conductor size - 16 mm² - 25 mm² - 35 mm² - 50 mm² - 70 mm² (for 16 mm² - 25 mm² see page 46)



250A - Screws terminal for conductor up to 70mm²

Color*	Short Description	Part Number
 Brown - Phase L1	SPPC-HK-LS-L1-BR-S-70-M	VS440075
 Black - Phase L2	SPPC-HK-LS-L2-BK-S-70-M	VS440055
 Grey - Phase L3	SPPC-HK-LS-L3-GY-S-70-M	VS440076
 Blue - Neutral	SPPC-HK-LS-N-BU-S-70-M	VS440077
 Green - Earth	SPPC-HK-LS-E-GN-S-70-M	VS440078

400A - Crimp contacts 95mm² - 120mm²






Color*	Short Description	Part Number
 Brown - Phase L1	SPPC-HK-LS-L1-BR-C-120-OS	VS440056
 Black - Phase L2	SPPC-HK-LS-L2-BK-C-120-OS	VS440057
 Grey - Phase L3	SPPC-HK-LS-L3-GY-C-120-OS	VS440062
 Blue - Neutral	SPPC-HK-LS-N-BU-C-120-OS	VS440064
 Green - Earth	SPPC-HK-LS-E-GN-C-120-OS	VS440063

Cable/Line Drain Connectors






Sleeves included, for cable conductor size - 16 mm² - 25 mm² - 35 mm² - 50 mm² - 70 mm² (for 16 mm² - 25 mm² see page 46)



250A - Screws terminal for conductor up to 70mm²

Color*	Short Description	Part Number
 Brown - Phase L1	SPPC-HK-LD-L1-BR-S-70-M	VS440002
 Black - Phase L2	SPPC-HK-LD-L2-BK-S-70-M	VS440054
 Grey - Phase L3	SPPC-HK-LD-L3-GY-S-70-M	VS440073
 Blue - Neutral	SPPC-HK-LD-N-BU-S-70-M	VS440074
 Green - Earth	SPPC-HK-LD-E-GN-S-70-M	VS440036

400A - Crimp contacts 95mm² - 120mm²

Color*	Short Description	Part Number
 Brown - Phase L1	SPPC-HK-LD-L1-BR-C-120-OS	VS440028
 Black - Phase L2	SPPC-HK-LD-L2-BK-C-120-OS	VS440029
 Grey - Phase L3	SPPC-HK-LD-L3-GY-C-120-OS	VS440030
 Blue - Neutral	SPPC-HK-LD-N-BU-C-120-OS	VS440027
 Green - Earth	SPPC-HK-LD-E-GN-C-120-OS	VS440026

*European Harmonized Color Set, others colors set on request

SPPC-HK Connectors - Panel Connectors - 1200V - 250/400A

Panel Source Connectors



250A - M12 Threaded post for conductor up to 70mm²

Color*	Short Description	Part Number
Brown - Phase L1	SPPC-HK-PS-L1-BR-M12-T2	VS440004
Black - Phase L2	SPPC-HK-PS-L2-BK-M12-T2	VS440017
Grey - Phase L3	SPPC-HK-PS-L3-GY-M12-T2	VS440071
Blue - Neutral	SPPC-HK-PS-N-BU-M12-T2	VS440072
Green - Earth	SPPC-HK-PS-E-GN-M12-T2	VS440018

400A - M12 Threaded post for conductor up to 120mm²

Color*	Short Description	Part Number
Brown - Phase L1	SPPC-HK-PS-L1-BR-M12-T4	VS440033
Black - Phase L2	SPPC-HK-PS-L2-BK-M12-T4	VS440034
Grey - Phase L3	SPPC-HK-PS-L3-GY-M12-T4	VS440035
Blue - Neutral	SPPC-HK-PS-N-BU-M12-T4	VS440032
Green - Earth	SPPC-HK-PS-E-GN-M12-T4	VS440031

Panel Drain Connectors



250A - M12 Threaded post for conductor up to 70mm²

Color*	Short Description	Part Number
Brown - Phase L1	SPPC-HK-PD-L1-BR-M12-T2	VS440024
Black - Phase L2	SPPC-HK-PD-L2-BK-M12-T2	VS440025
Grey - Phase L3	SPPC-HK-PD-L3-GY-M12-T2	VS440069
Blue - Neutral	SPPC-HK-PD-N-BU-M12-T2	VS440070
Green - Earth	SPPC-HK-PD-E-GN-M12-T2	VS440001

400A - M12 Threaded post for conductor up to 120mm²






Color*	Short Description	Part Number
Brown - Phase L1	SPPC-HK-PD-L1-BR-M12-T4	VS440011
Black - Phase L2	SPPC-HK-PD-L2-BK-M12-T4	VS440065
Grey - Phase L3	SPPC-HK-PD-L3-GY-M12-T4	VS440066
Blue - Neutral	SPPC-HK-PD-N-BU-M12-T4	VS440068
Green - Earth	SPPC-HK-PD-E-GN-M12-T4	VS440067

*European Harmonized Color Set, others colors set on request






SPPC-HK Connectors - Panel Drain Connectors - 1200V - 250/400A with Normally Open Microswitch



250A - M12 Threaded post for conductor up to 70mm²

Color*	Short Description	Part Number
 Brown - Phase L1	SPPC-HK-PD-L1-BR-M12-T2-SW	on request
 Black - Phase L2	SPPC-HK-PD-L2-BK-M12-T2-SW	on request
 Grey - Phase L3	SPPC-HK-PD-L3-GY-M12-T2-SW	on request
 Blue - Neutral	SPPC-HK-PD-N-BU-M12-T2-SW	on request
 Green - Earth	SPPC-HK-PD-E-GN-M12-T2-SW	on request

400A - M12 Threaded post for conductor up to 120mm²

Color*	Short Description	Part Number
 Brown - Phase L1	SPPC-HK-PD-L1-BR-M12-T4-SW	on request
 Black - Phase L2	SPPC-HK-PD-L2-BK-M12-T4-SW	on request
 Grey - Phase L3	SPPC-HK-PD-L3-GY-M12-T4-SW	on request
 Blue - Neutral	SPPC-HK-PD-N-BU-M12-T4-SW	on request
 Green - Earth	SPPC-HK-PD-E-GN-M12-T4-SW	on request

**European Harmonized Color Set, others colors set on request*

SPPC-HK Connectors - Crimping Tool

It is recommended to apply multiple crimp compressions in accordance with the above table to obtain optimum mechanical and electrical performance.

The correct sequence of compressions is shown in Fig.2.

Use the following tool:

- Hand operated crimp tool: HT120

Due to the numerous cable types available, it is recommended to contact our Customer Service to confirm cable & crimp suitability.

Cable Size	Up to 70mm ²	95mm ²	120mm ² AWG 4/0
Insulation Strip (dim L)	26mm	20mm	20mm
Recommended Number of Crimps	N/A (set screw)	2	2
Hand Operated Crimp Tool	N/A	HT120	HT120
Crimp Die Set	N/A	ME24-C	ME29-C
Contact Removal Tool	VS750070	VS750070	VS750070

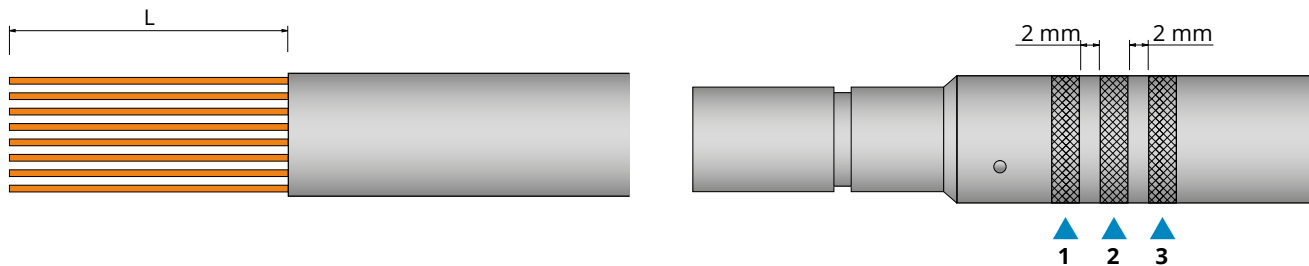


Fig.2

Hand Operated Crimp Tool HT120



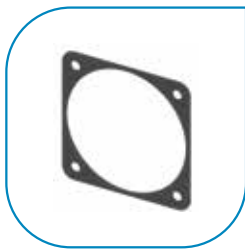
SPPC-HK Connectors - Accessories



Cable Gland - for Cable/Line Connectors

Type	Short Description	Part Number
M32 threaded 7mm - 15mm	SPPC-HK-M32-S	VS750061
M32 threaded 11mm-21mm	SPPC-HK-M32-M	VS750060
M32 threaded 15mm-25mm	SPPC-HK-M32-OS	*

* On request



Panel Gasket

Type	Short Description	Part Number
Neoprene Gaskets	SPPC-HK-PG	750032




Sleeve For Screw Terminal for cable conductor size - 16 mm² - 25 mm²

Type	Short Description	Part Number
Sleeve	SPPC-HK-SL1625	VS750064

It is mandatory to use the bolts supplied with the kit

SPPC-HK Connectors - Contact Removal Tool



The contacts are inserted from the rear and snap into position within the insulator with no requirements for any cotter/dowel pin or assembly tool. The contacts are removed from the insulator by using a simple tool to release the retaining clip.

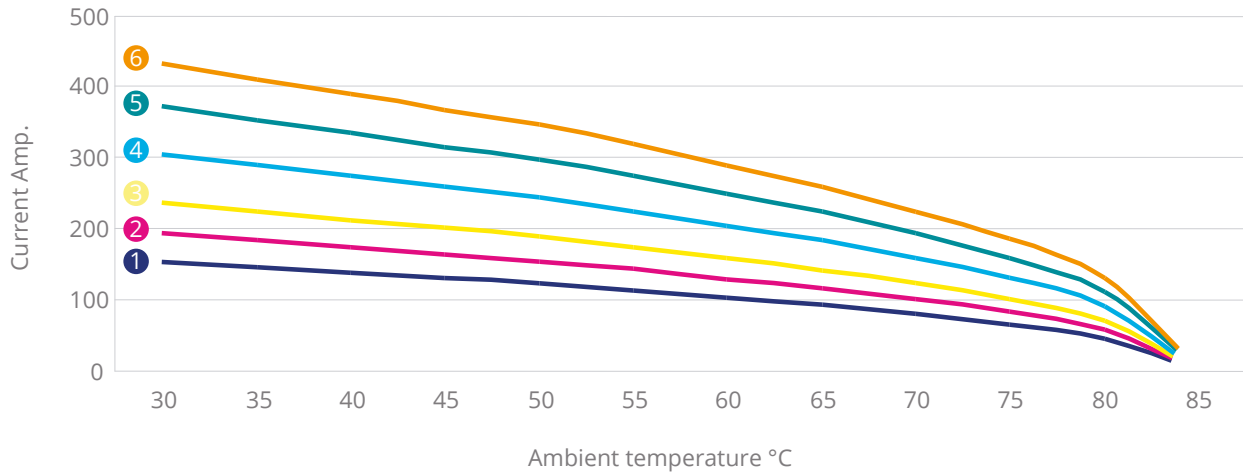
- Improved mechanical insulator strength
- Reliable sealing
- Improved electrical integrity of the insulator
- Reduced assembly times
- The contacts can be removed and replaced

No replacement parts (cotter/dowel pins) are required.

Type	Short Description	Part Number
Crimp and Screw contacts	SPPC-HK-RT	VS750070

SPPC-HK Connectors

Derating data for 85°C rubber insulated cables



① 25mm² ② 35mm² ③ 50mm² ④ 70mm² ⑤ 95mm² ⑥ 120mm²

Characteristics

Operating Voltage	1200V AC or DC
Maximum panel thickness to guarantee insulation	6mm
Panel contact tightening torque	30Nm Max
Screws tightening torque (in-line connectors)	12Nm
Contact retention in Insulator	400N axial load
Inline contact retention	Plastic Clip
Panel mount contact retention	Dowel Pin
Contact release	Front
M32 Clamping range	7mm ÷ 25mm
Flammability	UL94 V0
Environmental sealing (when mated)	IP67
Connector protection (unmated)	IP2X
Rated voltage to Earth	1750Vac, panel thickness<4mm 1200Vac, panel thickness>4mm
Contact resistance	<0.1mΩ
Short circuit current	11KA - 1 seconds
Short circuit current	4KA - 3 seconds
Surge current (din VDE 0102/1.90)	45KA - 10 mseconds
Temperature range	-30°C/+120°C

SPPC-LJP Connectors - Introduction

LUG-IT - Power cable joining system



LUG-IT 300



LUG-IT 120



SPPC-LJP Connectors - Introduction

LUG-IT - Power cable joining system



LUG-IT 300




LUG-IT 120

LUG-IT is a safe and efficient means to make temporary connection / extensions of single core power cables that are pre-terminated with copper lug terminals.

APPLICATIONS

- Power distribution
- Utilities
- Electric Vehicles
- Railway Equipment
- Military Field Power
- Mobile Generators
- Loadbanks
- Back-up Power Systems



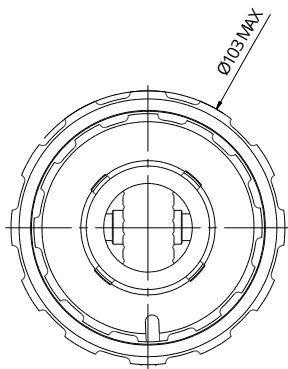
KEY CHARACTERISTICS

- Increase cable utilization
- Reusable
- Suitable for temporary connections
- Standardize on cable lengths held in stock
- Decrease cable purchase
- Reduce transportation of cables between sites
- No need for connectors or junction boxes
- Daisy chain hook up system

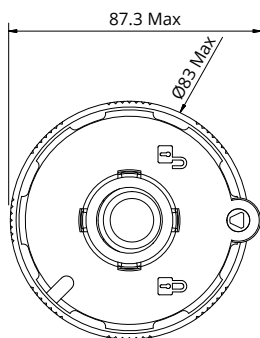
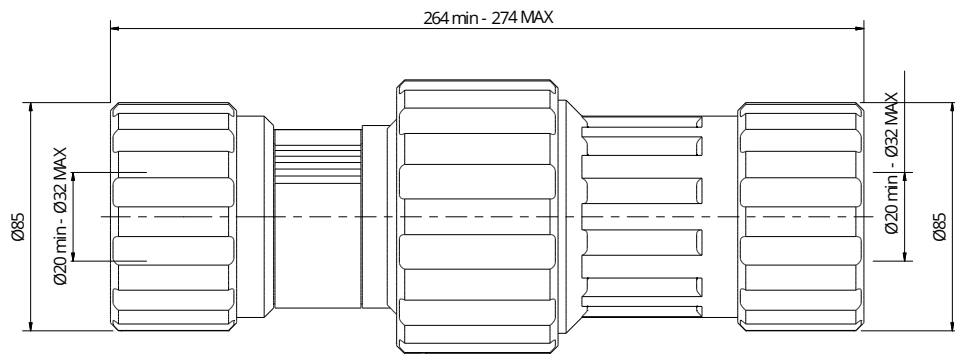
DETAILS

- Nominal Voltage Un: 1000Vac
- 2 Lug-it sizes available according to the lug and cable dimensions:
 - LJP-120 from 35mm² up to 120mm²
 - LJP-300 from 185mm² up to 300mm².
- Test voltage: 5.000Vac
- Rated current (to be checked with the specific cable characteristics):
 - Lugs 120 mm²:350A (30°C)
 - Lugs 185 mm²:570A (30°C)
 - Lugs 240 mm²:670A (30°C)
 - Lugs 300 mm²:780A (30°C)
- Working temperature: -30°C ÷ +120°C
- Protection degree: IP67 (EN 60529)
- Audible and tactile indication of locking
- Secure lock for unwanted / unauthorised release
- Quick assembly in approx. 2 minutes without special tools. The system can be disassembled and reused

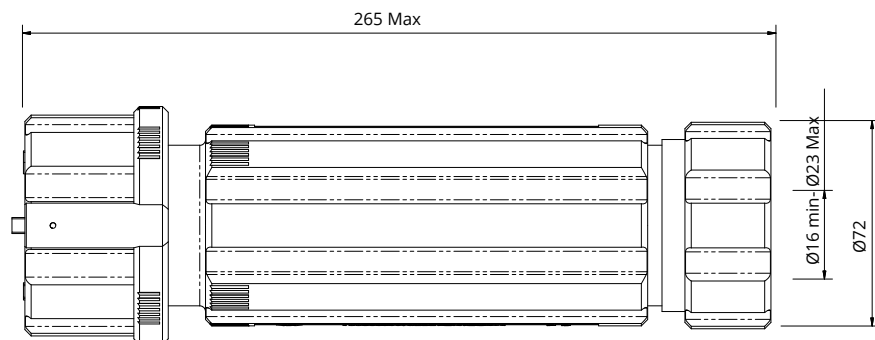
SPPC-LJP Connectors - Dimensions



LUG-IT 300



LUG-IT 120



Materials and finishes

Shells	thermoplastic resin
Contact-parts	copper alloy
Gaskets	silicone compound
Other parts	thermoplastic resin and stainless steel

SPPC-LJP Connectors - LUG-IT 300 - 1000V



Accepts cables 185mm², 240mm² and 300mm², for lugs with 12mm holes, Lug Palm Width 45mm max, Bolt Hole 12mm, External Cable Ø 20mm – 32mm.

Short Description

SPPC-LJP-300

Part Number

VS354801



LUG-IT KEY

remote locking/release key

Short Description

SPPC-LJP-KEY

Part Number

VS750082

Lock the central locking ring using the remote release key.




SPPC-LJP Connectors - LUG-IT 300



Assemble component parts over the lugs and onto the cables. The special gaskets easily allow this step.

Lug Palm Width 45mm max, Bolt Hole 12mm,

Terminate the lugs into the joining block using the correct lugs shoulders. The system is designed to avoid using any loose parts.



Ensure the back shell keyways are correctly positioned to mate with each other.

Rotate the central locking ring till it snaps into fully mated position. Tighten the two back nuts.



SPPC-LJP Connectors - LUG-IT 120 - 1000V




Accepts cable 35mm² up to 120mm², for lugs with 8,2mm holes, Lug Palm Width 30mm max, Bolt Hole 10mm or 12mm, External Cable Ø 16mm – 23mm.

Short Description

SPPC-LJP-120

Part Number

VS354804



LUG-IT KEY

remote locking/release key

Short Description

SPPC-LJP-KEY

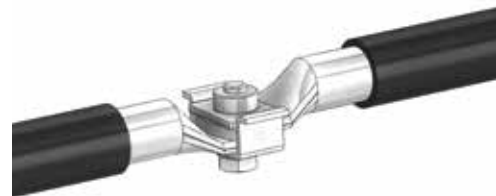
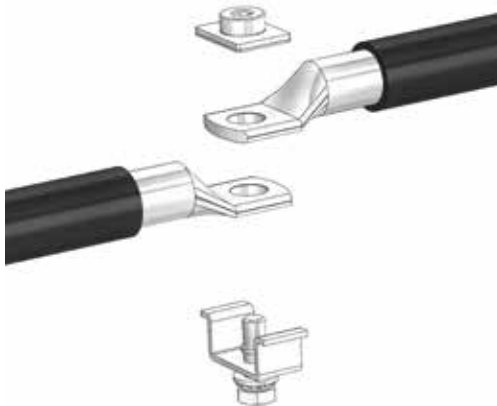
Part Number

VS750082

Lock the central locking ring using the remote release key.



Lug Palm Width 30mm max, Bolt Hole 10mm or 12mm.



Information regarding the use of the product within recommended safety limits

To use the connectors described in this catalogue according to the necessary safety requirements we suggest you apply the following criteria:

- use the connectors and connected cables within their electrical and environmental limits
- follow the characteristics of each version (shell, class and type of strain relief) and carefully choose the appropriate connector for the required use
- make sure to respect the procedures regarding the correct assembly of connectors and the crimping of contacts
- any connector damaged during shipment, storage, assembly or use should be replaced
- never uncouple the connectors when under power
- always protect the parts against shock when the circuit is under power
- always check the circuit before putting it under power
- consult Radiall VanSystem Srl if in doubt
- the user must take final responsibility for electrical safety Radiall VanSystem Srl reserves the right to amend the specifications of this catalogue without issuing prior notice.

For the instructions concerning assembly and crimping of contacts please consult the appropriate tools manuals.

We recommend to respect the following general rules:

- to be used always the tools recommended by Radiall VanSystem's catalogue or manuals
- to be applied the suggested norms for tool maintenance and calibration

DO NOT USE ALTERNATIVE GREASES OR OILS which could damage the insert and affect the functionality of the connector. Radiall VanSystem Srl reserves the right to amend the specifications of this catalogue without issuing prior notice.

The data defined in this document are given as an indication. In the effort to improve our products, we reserve the right to make any change judged necessary.



www.radiall.com

FRANCE

RADIALL S.A.
Tel +33149353535
info@radiall.com



www.vansystem.eu

ITALY

Radiall VanSystem S.r.l.
Tel. +39023569931
info.vansystem@radiall.com